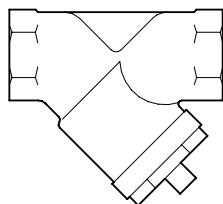


### Model YB

Domestic Bronze "Y" Type Strainer



#### FEATURES

Sizes: ☐ 1/2" ☐ 3/4" ☐ 1" ☐ 1 1/4" ☐ 1 1/2"  
☐ 2" ☐ 2 1/2" ☐ 3"

Pressure / Temperature:

MODEL YB 400 psi@ 210°F WOG  
 125 psi@ 400°F WSP

MODEL YBC 400 psi@ 150°F  
 15 psi@ 150°F Steam

End connections Threaded ANSI B 1.20.1

#### APPLICATION

Designed for installation on potable water lines to protect against sediment and debris.

#### STANDARDS COMPLIANCE

☐ Conformance to MIL-S-16293

#### OPTIONS

(Suffixes can be combined)

- ☐ X - less tapped access cover
  - ☐ P - with tapped access cover & pipe plug
  - ☐ C - with copper sweat connections (1/2" - 2")
  - ☐ 40 - with 40 mesh strainer screen
  - ☐ 60 - with 60 mesh strainer screen
  - ☐ 80 - with 80 mesh strainer screen
  - ☐ 100 - with 100 mesh strainer screen
- (blow off plug available but not standard, sizes 1/2"-2"; plug standard on 2 1/2" & 3")

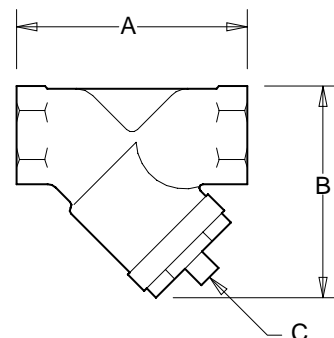
#### MATERIALS

Main valve body Cast Bronze ASTM B 584  
 Access covers Bronze ASTM B 584 or Brass ASTM B 16  
 Screens 20 Mesh Stainless Steel, 300 Series

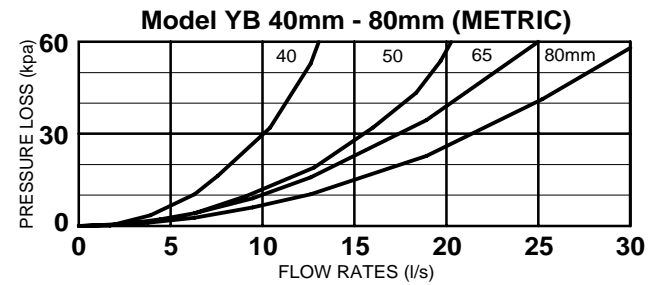
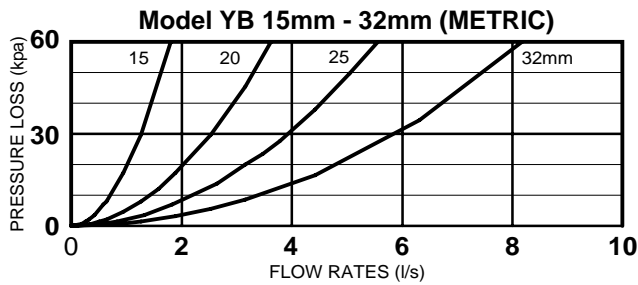
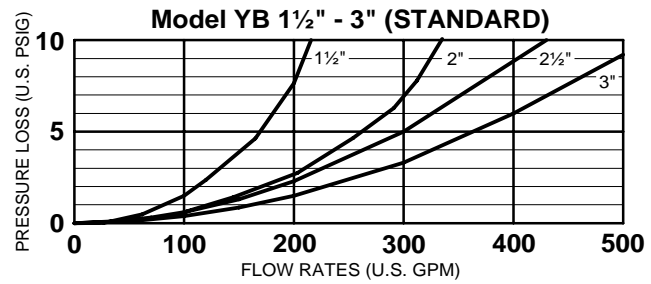
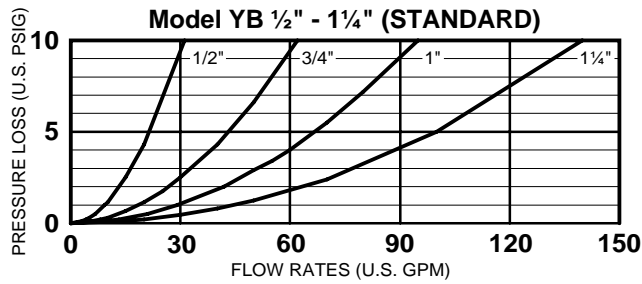
#### DIMENSIONS & WEIGHTS (do not include pkg.)

MODEL YB ( NPT CONNECTION)								
SIZE		DIMENSIONS (approximate)					WEIGHT	
		A		B		C		
in.	mm	in.	mm	in.	mm	in.	lbs.	kg.
1/2	15	3 1/8	79	2	51	3/8 NPT	1	0.5
3/4	20	3 5/16	84	2 1/3	58	1/2 NPT	1	0.5
1	25	4 1/2	114	3	76	3/4 NPT	2	1.0
1 1/4	32	4 11/16	119	4 5/8	117	3/4 NPT	4	2.0
1 1/2	40	5 3/16	130	5 1/8	130	3/4 NPT	5	2.5
2	50	6 1/8	156	6 1/4	159	3/4 NPT	7	3.0
2 1/2	65	8 1/4	210	7	178	1/2 NPT	14	6.5
3	80	11 1/8	282	7 1/2	191	1/2 NPT	25	11.5

MODEL YBC ( COPPER SWEAT CONNECTION)								
SIZE		DIMENSIONS (approximate)					WEIGHT	
		A		B		C		
in.	mm	in.	mm	in.	mm	in.	lbs.	kg.
1/2	15	3 5/16	84	2	51	3/8 NPT	1	0.5
3/4	20	3 3/4	95	2 1/3	58	1/2 NPT	1	0.5
1	25	5	127	3	76	3/4 NPT	2	1.0
1 1/4	32	5 5/8	143	4 5/8	117	3/4 NPT	4	2.0
1 1/2	40	6 7/16	164	5 1/8	130	3/4 NPT	5	2.5
2	50	7 3/8	187	6 1/4	159	3/4 NPT	7	3.0

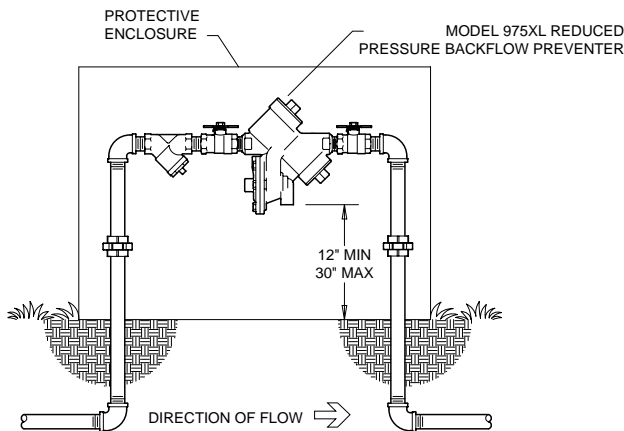


## FLOW CHARACTERISTICS

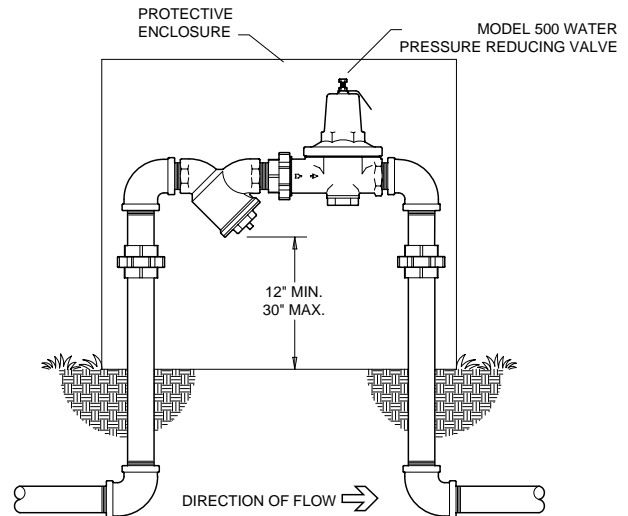


## TYPICAL INSTALLATION

Local codes shall govern installation requirements. Unless otherwise specified, the assembly shall be mounted in accordance with the latest edition of the Uniform Plumbing Code. The installation shall be made so that no part of the unit can be submerged.



TYPICAL INSTALLATION



TYPICAL INSTALLATION

## SPECIFICATIONS

The "Y" type strainer shall be domestically manufactured and conform to MIL-S-16293. The main body shall be bronze (ASTM B 584), the access cover shall be yellow brass (ASTM B 16) or cast bronze (ASTM B 584), the strainer screen shall be 300 series stainless steel and available in 20, 40, 60, 80 or 100 mesh. Screens shall be accessible for cleaning without removing the device from the line. The "Y" type strainer shall be a WILKINS Model YB.