

For Residential and Commercial Applications

Job Name _____ Contractor _____
 Job Location _____ Approval _____
 Engineer _____ Contractor's P.O. No. _____
 Approval _____ Representative _____

Series USG-B

Under Sink Guardian®

Series USG-B Under Sink Guardian® 3/8" (10mm) compression fitting thermostatic mixing valves maintain and limit hot water to desired selectable temperature between 80°F and 120°F (27°C and 49°C) with flow rates as low as 0.5 gpm (1.9 lpm) and as high as 2.5 gpm (9.5 lpm). The mixing valve is listed to ASSE Standards 1070 for single fixture applications. The USG-B series uses a double throttling design to control both the hot and cold water supply to the mixed outlet. The superior flow characteristics of this valve provide accurate temperature control ($\pm 3^\circ\text{F}$) with low pressure drop. As an added feature, the USG-B-M1 incorporates dual check valves to protect against cross-flow and integral screens to filter out debris.

Features

- Maintains mixed water temperature to $\pm 3^\circ\text{F}$ up to 120°F (49°C).
- Installs easily between the stop valves and faucet
- Includes tamper resistant locking cap to prevent accidental mis-adjustment.
- Built-in check valves prevent migration of hot water to cold and cold water to hot water piping.
- Provided with cap for three port application.
- Integral strainer with 40 mesh stainless steel screens to filter out debris.


Applications

The unit is intended for under sink installation to control the hot water temperature and prevent accidental scalding. The water temperature must be adjusted by the installer using a thermometer to measure the hot water temperature at the faucet outlet. Maximum temperature of 110°F (43°C) is recommended.

Specifications

A Thermostatic Mixing Valve shall be installed on the hot water supply to the fixture. The valve shall be ASSE Standards 1070 listed and control the temperature of the hot water. It shall have a bronze body and shall include integral check valves, integral screens and an adjustment cap with lockin feature. The valve shall be provided with 3/8" (10mm) male compression fittings. The valve shall be Watts Series USG-B.

For satin chrome finish specify – SC



USG-B-M1

ASSE 1070 Listed

U.S. Pat. 6,315,209

Application Note

Delivery of water to fixtures intended for use in bathing or washing should always be controlled by valves listed to ASSE Standard 1016 or ASSE Standard 1070 such as Watts Series USG, MMV or L111 mixing valves.

These valves provide the user with both scald protection and protection from thermal shock.

The installer should always test to verify temperature setting after installation.

Materials

Body: Bronze	Rubber Disc: Buna-N
Metal Disc: Stainless steel	O-rings: Buna-N
Spring: Stainless steel	Piston: UDEL-P1700
Ball: Stainless steel	
Thermostat: Copper	

Approval

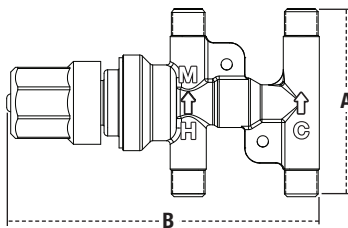
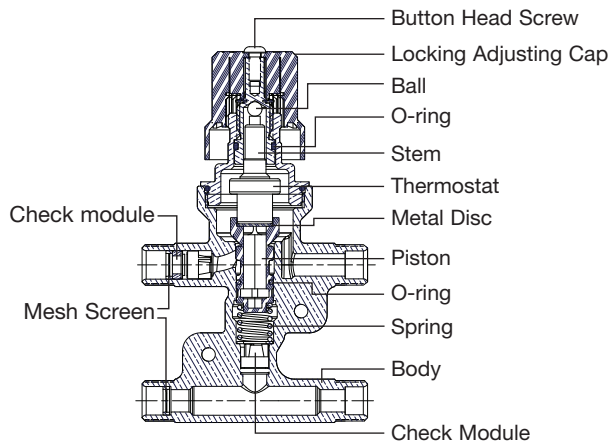


ASSE 1070



CSA B-125

Basic Construction



Pressure – Temperature

Minimum supply pressure: 30psi (207 kPa)

Hot inlet temperature: 120°F-180°F (49°C-82°C)

Cold inlet temperature: 39°F-80°F (3.8°C-27°C)

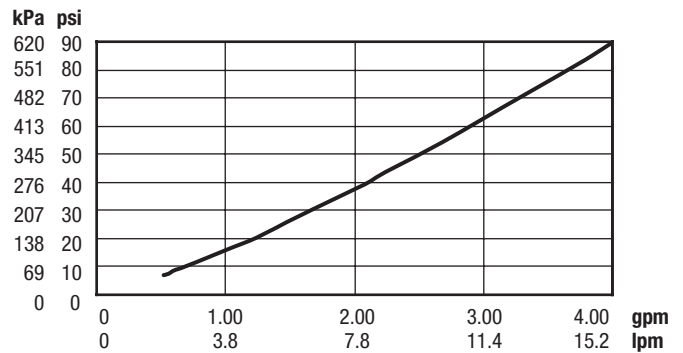
Minimum inlet temperature differential: 5°F (2.8°C)

Temperature out: 80°F-120°F (27°C-49°C)

Maximum pressure: 150psi (10.3 bar)

Maximum Pressure differential between hot and cold inlet supplies: 25%.

Flow Capacity $\frac{3}{8}$ " USG-B-M1



Dimensions – Weights

Models	Size	A		B		Weight	
		in.	mm	in.	mm	lbs.	kgs.
USG-B-M1	$\frac{3}{8}$ " Comp.	$3\frac{5}{64}$	78	$5\frac{3}{16}$	132	1.0	.45
USG-B-SC*-M1	$\frac{3}{8}$ " Comp.	$3\frac{5}{64}$	78	$5\frac{3}{16}$	132	1.0	.45

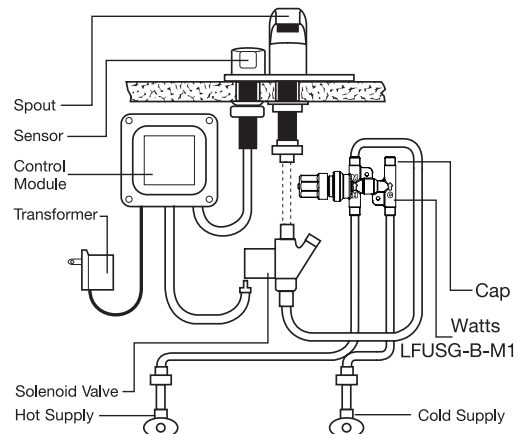
* SC – Satin Chrome Finish

Typical Installations

Two Handle Faucet



Sensor Faucet



WATTS®

A Watts Water Technologies Company



**ISO 9001-2000
CERTIFIED**

USA: 815 Chestnut St., No. Andover, MA 01845-6098; www.watts.com

Canada: 5435 North Service Rd., Burlington, ONT. L7L 5H7; www.wattscanada.ca