

# UBB, UBX & UBRD Upblast Propeller Roof Exhausters

Belt Drive, Direct Drive & Remote Drive

Catalog UB01-July 2007



The World's Leading Producer of  
**Air Movement Products**



Soler & Palau USA, Div. of Soler & Palau Ventilation Group, certifies that the Models UBB and UBX shown herein are licensed to bear the AMCA Seal. The ratings shown are based on test and procedures performed in accordance with AMCA Publication 211 and AMCA Publication 311 and comply with the requirement of the AMCA Certified Ratings Program.

**Soler&Palau**  
Ventilation Group

COMMERCIAL PRODUCT LINE



# Model UBB (Belt Drive) & UBX (Direct Drive) Upblast Propeller Roof Exhausters

## Application

Models UBB and UBX are high capacity roof mounted exhausters rated from 5,900 to 78,000 CFM. They are general ventilation units designed to economically remove large volumes of air, fumes and vapors from commercial and industrial buildings such as warehouses, manufacturing and assembly plants, distribution centers, chemical plants, foundries and paper mills.

Straight-through air flow design results in maximum exhaust efficiency. During operation, high air flow velocity opens butterfly dampers and prevents rain or snow from entering. Dampers close and cover the venturi opening when unit is not in use.

The roof mounted location eliminates interference with processes and equipment inside the building. It also permits locating the exhauster over a source of heated or contaminated air, allowing direct upward venting to the outside, unlike wall mounted exhausters which may move contaminated air through adjacent work spaces.

Belt drive units usually operate more quietly and afford easier performance adjustments, while direct drive models require less maintenance.

## Construction/Specification Checklist

### Panel Assembly

- Heavy-gauge G90 galvanized steel panel on all sizes.
- One piece venturi for maximum efficiency.
- All welded support structure of schedule 40 galvanized pipe.
- Motor/bearing plates of minimum 10 gauge galvanized steel.

### Windband/Butterfly Dampers

- Heavy-gauge galvanized steel windband.
- Steel dampers standard (except on sizes 48-72).
- Translucent fiberglass dampers available on all sizes (standard on sizes 48-72).
- Galvanized rain channel drains water from damper area to roof.
- Galvanized damper shaft rotates in bronze bushing.

### Propeller

- Two, three, four or six airfoil aluminum blades.
- Steel hub plate with steel taper lock bushing.
- Adjustable pitch for optimum efficiency.
- Die formed steel blades are optional where required.

### Drives (belt drive models)

- Sized for minimum 150% of drive horsepower.
- Single belt adjustable pitch sheaves through 3HP.
- Two belt fixed pitch sheaves through 10HP.
- Three belt fixed pitch sheaves on 15 HP.
- Adjustable pitch sheaves are optional above 3HP.
- Adjustable tension rods for belt adjustment.
- Nonstatic oil resistant v-belts.
- Keyed, turned, ground and polished shafts.

### Bearings

- Bearings designed for minimum 200,000 hour life, L50.
- Cast iron self-aligning pillow block ball bearings.
- Bearings are sealed, prelubricated with relube fittings.

### Motors

- Brands are nationally recognized and locally serviced.
- Open drip-proof construction is standard.
- High-efficiency, explosion proof, totally enclosed fan cooled (TEFC) and corrosion duty motors can be specified.

## Certifications

- AMCA Air & Sound Licensed.
- cULus 705 listed power roof ventilator assures electrical reliability (optional). Excludes UBX.

## Options/Accessories

**Roof Curb:** Prefabricated heavy-gauge galvanized steel, welded construction, 8" high with 1-1/2" treated wood nailer. Options include burglar bars, single and double pitch construction, and additional curb heights.

**Disconnect Switch:** Nonfused safety disconnects are available for all motor sizes in rain-tight or open enclosures. Explosion proof, Nema 4 and 4X are also available.

**Magnetic Latches:** Help reduce damper chatter when the units are not in operation.

**Heat/Smoke Vent:** Opens damper doors when temperature exceeds 165°F. Allows heat and smoke to escape building without use of fan power.

**Outlet Guard:** 1/2" x 1" wire mesh guard will prevent birds and other objects from entering the fan.

**Extended Grease Lines:** Extended grease lines allow motor and/or fan bearings to be relubricated from the exterior.

**Aluminum Construction:** Optional aluminum construction available on windbands, curb caps, panel and blades.

**Epoxy Finish:** For use in all alkaline type atmosphere (exceptions are acetic and nitric acids). Epoxy forms an excellent hard, heavy film barrier against chemical attack as well as physical damage from direct impact and abrasion.

**Eisenheiss (synthetic resin) Finish:** For preventing corrosion from acids, alkalis, fumes, steam and condensation.

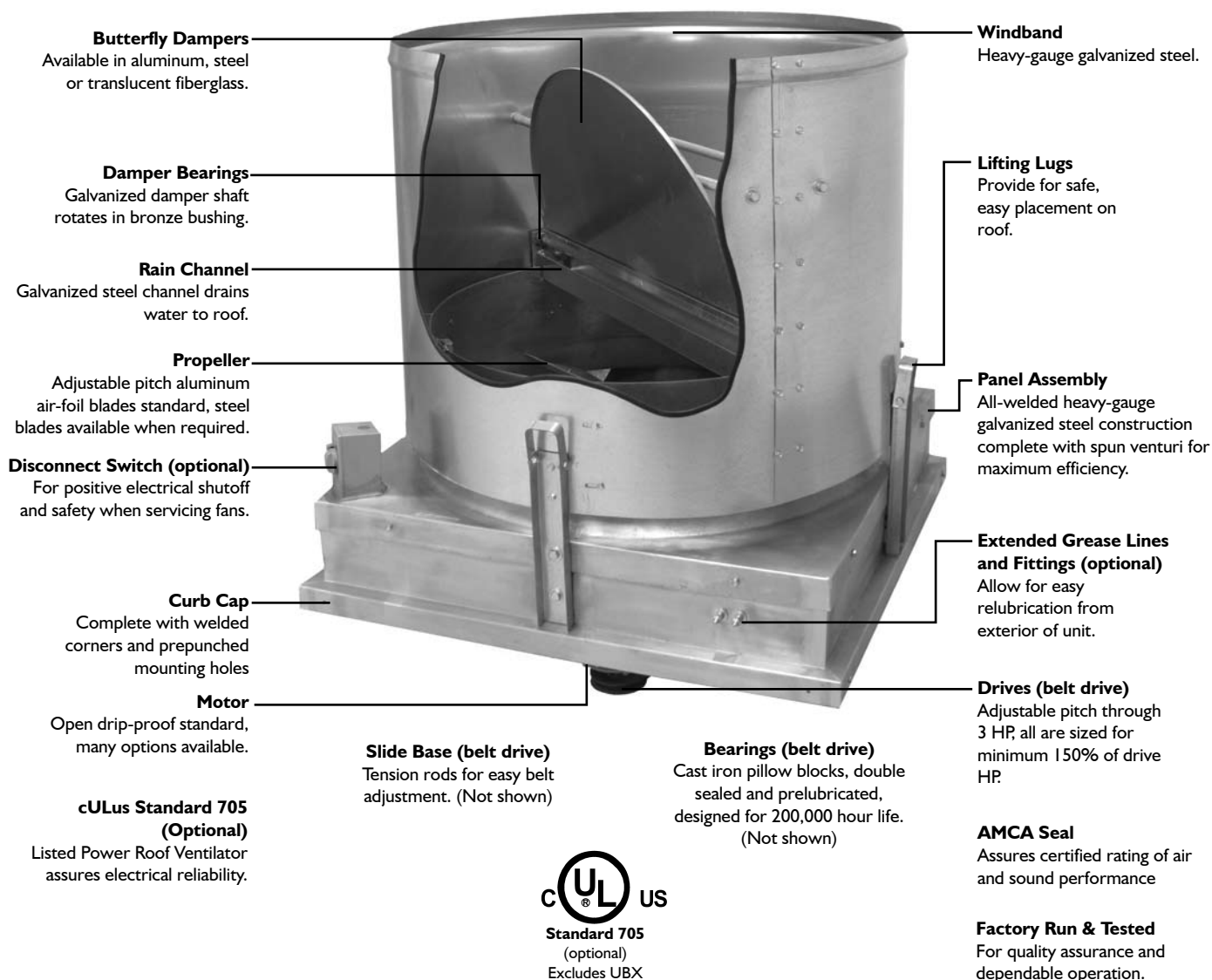
## Optimizer Fan Selection Program

Please refer to Soler & Palau USA's optimizer fan selection program for fan curve, submittal information, and other details of the UBB series and other Soler & Palau USA products. Visit [www.solerpalau-usa.com](http://www.solerpalau-usa.com) to download your copy.

All specifications are subject to change without notice unless approved in submittal by Soler & Palau USA.



## Models UBB & UBX



### SOLER & PALAU USA LIMITED WARRANTY

**Soler & Palau USA** (manufacturer), 6393 Powers Avenue, Jacksonville, Florida 32217, warrants this equipment to be free from defects in design, materials and workmanship (exclusive of abrasion, corrosion or erosion) for one (1) year from the date of shipment to the original purchaser or the date of notification of readiness to ship. Motor warranty is one (1) year. In order to claim the benefit of this warranty, buyer must notify manufacturer in writing of the claimed defect within ten (10) days after discovering it and return this equipment or parts to the factory with transportation prepaid. In the event of on-site repair, no service technician will be dispatched until manufacturer receives your written purchase order. If any of the following conditions exist, the warranty will be null and void: (1) Buyer has permitted other persons not approved or authorized by manufacturer to alter, adjust, replace or repair the equipment or any part thereof. (2) Buyer has not followed instructions or other directions given in the contract documents or our maintenance manual. (3) When breakage or other loss or damage is the result of any negligence, misuse or fault on the part of any operator or other person not under our supervision or control. (4) The defect is the result of designs or drawings made, furnished or specified by others. (5) In the case of goods not manufactured but supplied by the manufacturer as part of a contract, manufacturer shall only be liable to the same extent that our supplier is to manufacturer, not to exceed any liability manufacturer would have for warranty on our own equipment. (6) Buyer has not paid in full any invoices submitted to buyer which are due for payment. (7) Unusual wear and tear of the equipment. Statements relating to the product, its use or installation made prior to the execution of the agreement, are not warranties except to the extent that the contrary is expressly set forth herein. It is understood that such statements were not intended to, and did not, form a part of the agreement; they were merely made in the course of negotiations of the parties. **THIS WARRANTY IS IN LIEU OF ANY OTHER EXPRESS OR IMPLIED WARRANTIES, INCLUDING ANY IMPLIED WARRANTY OF MERCHANTABILITY OR FITNESS FOR ANY PARTICULAR PURPOSE. OUR SOLE AND EXCLUSIVE OBLIGATION UNDER THIS WARRANTY IS TO REPAIR OR REPLACE DEFECTIVE EQUIPMENT OR PARTS OR, AT OUR OPTION, TO PAY THE REASONABLE COST OF REPAIR OR REPLACEMENT. BUYER AGREES THAT NO OTHER REMEDY (INCLUDING, BUT NOT LIMITED TO, INCIDENTAL OR CONSEQUENTIAL DAMAGES, DAMAGES FOR LOST PROFITS OR SALES, OR DAMAGES FOR INJURIES TO PERSON OR PROPERTY) SHALL BE AVAILABLE. NOTWITHSTANDING THE ABOVE, THE TOTAL AMOUNT THAT MAY IN ANY EVENT BE PAYABLE IN SETTLEMENT OF LIABILITY, HOWEVER INCURRED, SHALL NOT EXCEED THE CONTRACT PRICE.**



## UBB - Belt Drive

Model UBB	CFM @ Static Pressure					HP	RPM	Blades / Pitch	Max. BHP	Sones @ 5 ft.
	0	1/8	1/4	3/8	1/2					
24	7180	6500	5720	4800	-	3/4	1210	3	0.82	22
	7920	7300	6610	5880	-	1	1335	3	1.11	25
	9080	8550	7960	7340	6600	1-1/2	1525	3	1.65	32
	10000	9500	9000	8450	7900	2	1680	3	2.21	37
30	11000	9800	8400	-	-	1	960	3	1.15	25
	12500	11400	10300	9000	-	1-1/2	1090	3	1.69	33
	13700	12800	11700	10600	9400	2	1200	3	2.25	39
	15600	14800	13900	13000	12000	3	1370	3	3.35	46
36	13279	11086	-	-	-	1	700	3	1.26	21
	15081	13170	11062	-	-	1-1/2	795	3	1.85	27
	16978	15289	13502	11351	-	2	895	3	2.64	32
	19349	17872	16345	14714	12675	3	1020	3	3.91	37
42	19800	16800	-	-	-	1-1/2	640	3	1.68	25
	22100	19300	16000	-	-	2	710	3	2.30	30
	25000	22600	19800	16800	-	3	805	3	3.35	37
	29700	27600	25300	23000	20300	5	950	3	5.51	45
48	26300	22500	17600	-	-	2	575	3	2.31	25
	30200	26700	22700	17800	-	3	655	3	3.41	34
	35500	32500	29400	25800	21500	5	770	3	5.54	45
	40600	38000	35300	32600	29300	7-1/2	880	3	8.27	54
54	44800	42500	40100	37500	34800	10	970	3	11.07	60
	35000	30200	24200	-	-	3	545	3	3.39	28
	41200	36900	32500	27000	-	5	640	3	5.49	40
	47200	43700	39800	35700	30900	7-1/2	735	3	8.32	50
60	51800	48500	45000	41300	37400	10	805	3	10.92	58
	48200	42600	36000	27800	-	5	550	3	5.50	38
	55200	50300	45000	38800	-	7-1/2	630	3	8.27	51
	61000	56600	51900	46700	40700	10	695	3	11.10	60
72	61700	51900	40500	-	-	5	410	3	5.47	31
	70700	62300	53200	-	-	7-1/2	470	3	8.24	42
	78200	78800	52800	53300	-	10	520	3	11.15	50



Performance shown is for installation type A: free inlet, free outlet power rating (BHP) does not include drive losses.

Performance ratings do not include the effects of appurtenances in the airstream.

The sound ratings shown are loudness values in fan sones at 5 ft. (1.5m) in a hemispherical free field calculated per AMCA Standard 301. Values shown are installation Type A: free inlet fan sone levels. The AMCA ratings sound seal applies to sone ratings only.

## UBX - Direct Drive

Model UBX	CFM @ Static Pressure					HP	RPM	Blades / Pitch	Max. BHP	Sones @ 5 ft.
	0	1/8	1/4	3/8	1/2					
24	5900	5200	-	-	-	1/2	870	6	0.54	15
	6300	5400	-	-	-	1/2	1160	2	0.55	18
	6900	6300	5600	-	-	3/4	1160	3	0.81	22
	7400	6900	6400	5700	-	1	1160	6	1.10	23
	6600	6100	5500	4900	-	3/4	1750	2	0.82	30
	7500	7100	6500	5900	5200	1	1750	2	1.09	32
	9100	8500	7900	7300	6600	1-1/2	1750	2	1.63	36
	9500	9100	8700	8200	7800	2	1750	3	2.20	45
30	11200	10800	10400	10000	9700	3	1750	4	3.30	54
	10100	8700	-	-	-	3/4	870	4	0.83	21
	10600	9400	7900	-	-	1	870	6	1.11	22
	9800	8500	-	-	-	3/4	1160	2	0.81	27
	10900	9600	8300	-	-	1	1160	2	1.08	30
	12300	11300	10100	8600	-	1-1/2	1160	3	1.62	34
	13800	12900	11900	10700	-	2	1160	4	2.20	37
	10800	10000	9100	8200	9100	1-1/2	1750	2	1.65	44
	12800	12000	11200	10400	9500	2	1750	2	2.19	48
	15800	15000	14100	13200	12300	3	1750	2	3.30	58
36	18600	17900	17200	16500	15600	5	1750	3	5.51	70



Soler & Palau USA, Div. of Soler & Palau Ventilation Group, certifies that the Models UBB and UBX shown herein are licensed to bear the AMCA Seal. The ratings shown are based on test and procedures performed in accordance with AMCA Publication 211 and AMCA Publication 311 and comply with the requirement of the AMCA Certified Ratings Program.

Performance certified is for installation type A - free inlet, free outlet. Performance ratings do not include the effects of appurtenances in the airstream. The sound ratings shown are loudness values in fan sones @ 5' (1.5m) in a hemispherical free field calculated per AMCA Standard 301. Values shown are for free inlet fan sone levels. Speed (RPM) shown is nominal. Performance is based on actual speed of test.

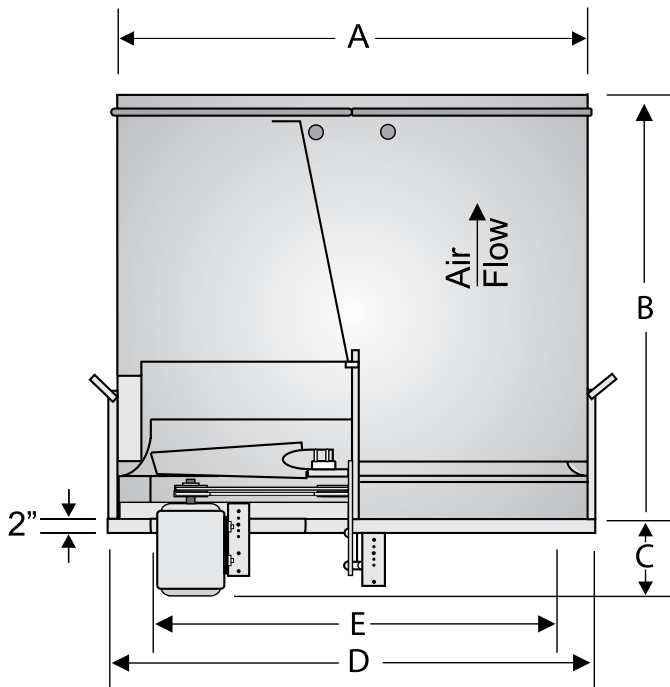
## UBX - Direct Drive (Cont.)

Model UBX	CFM @ Static Pressure					HP	RPM	Blades / Pitch	Max BHP	Sones @ 5 ft.
	0	1/8	1/4	3/8	1/2					
36	14200	12000	-	-	-	1	870	2	1.10	23
	15900	14300	12500	-	-	1-1/2	870	4	1.64	25
	17700	16200	14300	12400	-	2	870	4	2.17	33
	18900	17700	16300	14800	12700	3	870	6	3.24	36
	15700	14200	12400	-	-	1-1/2	1160	2	1.65	36
	17600	16000	14300	12200	-	2	1160	2	2.19	38
	20000	18400	16700	14900	12700	3	1160	2	3.32	42
	23000	22000	20700	19400	18000	5	1160	4	5.40	58
	17900	16700	15500	14300	13100	3	1750	2	3.26	75
	23700	22800	21700	20700	19500	5	1750	2	5.60	77
	27400	26500	25300	24200	23100	7-1/2	1750	2	8.20	78
42	20400	17800	14000	-	-	1-1/2	870	2	1.60	28
	22800	19800	16700	-	-	2	870	2	2.24	31
	25400	23500	21400	19100	15900	3	870	4	3.27	33
	20800	18700	16200	13300	-	2	1160	2	2.23	42
	25200	23200	20900	18300	15000	3	1160	2	3.18	44
	30800	28300	26000	23600	21500	5	1160	2	5.58	50
	34600	33300	31800	30200	28500	7-1/2	1160	4	8.20	58
	32800	30000	30000	28500	-	7-1/2	1750	2	8.15	92
48	26200	22800	19700	-	-	2	870	2	2.17	33
	30800	27200	23200	18600	-	3	870	2	3.35	38
	36300	33500	30500	27000	21500	5	870	3	5.60	42
	40300	37700	34800	31800	27600	7-1/2	870	3	8.27	48
	27900	25000	22100	19700	-	3	1160	2	3.40	49
	35900	33500	31000	28900	24300	5	1160	2	5.55	57
	41800	39300	36500	33900	30700	7-1/2	1160	2	8.23	67
	45800	43000	40200	37400	34500	10	1160	2	11.10	69
54	35700	31600	26700	19400	-	3	870	2	3.28	47
	43900	39200	34600	29300	21900	5	870	2	5.55	54
	48900	45500	41900	38100	33300	7-1/2	870	3	8.32	59
	38500	35200	31800	28300	25000	5	1160	2	5.55	68
	49200	46400	43000	39700	35700	7-1/2	1160	2	8.40	75
	55600	52500	49200	46400	41900	10	1160	2	11.20	77
60	57200	52600	47500	41800	35100	7-1/2	870	2	8.30	64
72	65500	59000	52000	44000	-	7-1/2	870	2	8.24	78

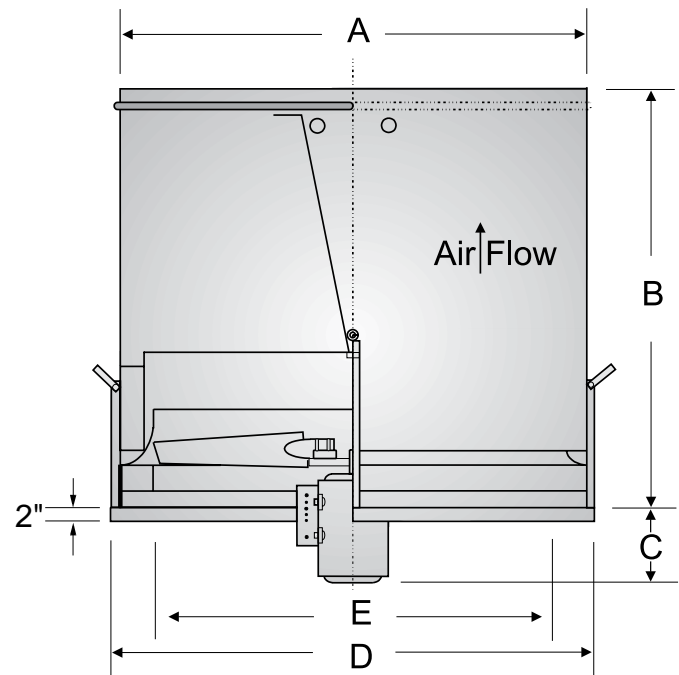
Performance certified is for installation type A - free inlet, free outlet. Performance ratings do not include the effects of appurtenances in the airstream. The sound ratings shown are loudness values in fan sones @ 5' (1.5m) in a hemispherical free field calculated per AMCA Standard 301. Values shown are for free inlet fan sone levels. Speed (RPM) shown is nominal. Performance is based on actual speed of test.



Soler & Palau USA, Div. of Soler & Palau Ventilation Group, certifies that the Models UBB and UBX shown herein are licensed to bear the AMCA Seal. The ratings shown are based on test and procedures performed in accordance with AMCA Publication 211 and AMCA Publication 311 and comply with the requirement of the AMCA Certified Ratings Program.



**Model UBB - Belt Drive**



**Model UBX - Direct Drive**

Size	Dimensions (Inches)							Metal Gauges			Avg. Wt.
	A	B	C	D Sq.	E Sq.	F Sq.	G Sq.	Wind-band	Curb Cap	Fan Panel	
24	30	33	16	32	24	31	28	18	16	16	310
30	36	36	17	38	30	37	34	18	16	16	340
36	42	38	17	44	36	43	40	18	16	16	430
42	48	41	18	50	42	49	46	18	16	16	490
48	54	44	22	56	48	55	52	18	14	16	640
54	60	47	22	62	54	61	58	18	14	14	840
60	66	50	22	68	60	67	64	18	14	14	1000
72	80	56	31	82	72	81	78	18	12	12	1550

**A** - Outside dimension of windband.

**B** - Height of unit above curb cap.

**C** - Maximum depth of unit below top of curb, actual depth varies with motor size.

**D** - Inside dimension of square curb cap.

**E** - Minimum inside dimension of curb opening required for adequate clearance of fan frame.

**F** - Outside dimension of factory built pre-fab curb.

**G** - Recommended roof opening (inside dimension of factory built prefab curb.)

## Application

Model UBRD units are high capacity belt driven roof mounted exhausters rated from 4,500 to 72,000 CFM. The motor and drives are located outside of the exhaust airstream, making these units especially suited for the removal of heated or contaminated air from commercial and industrial buildings or processes where these conditions exist. All models are capable of continuous operation exhausting air to 200°F.

The remote drive construction allows for easy rooftop belt and motor access for maintenance. For increased air performance (in clean conditions) with the same easy maintenance access, the UBRD is available without the belt and bearing enclosures. See the UBB performances on Page 4.

Straight-through air flow design results in maximum exhaust efficiency. During operation, high air flow velocity opens butterfly dampers and prevents rain or snow from entering. Dampers close and cover the venturi opening when unit is not in use.

The roof mounted location eliminates interference with processes and equipment inside the building. It also permits locating the exhauster over a source of heated or contaminated air, allowing direct upward venting to the outside, unlike wall mounted exhausters which may move contaminated air through adjacent work spaces.

## Construction/Specification Checklist

### Panel Assembly

- Heavy-gauge G90 galvanized steel panel, size 24-72.
- One piece venturi for maximum efficiency and strength.
- All welded support structure of schedule 40 galvanized pipe (minimum).
- Motor/bearing plates of minimum 10 gauge galvanized steel.

### Windband/Butterfly Dampers

- Heavy-gauge galvanized steel windband.
- Steel dampers standard (except on sizes 48-72).
- Translucent fiberglass dampers available on all sizes (standard on sizes 48-72).
- Galvanized rain channel drains water from damper area to roof.
- Galvanized damper shaft rotates in bronze bushing.

### Propeller

- Two, three, four or six airfoil aluminum blades.
- Steel hub plate with steel taper lock bushing.
- Adjustable pitch for optimum efficiency.
- Die formed steel blades are optional where required.

### Drives (belt drive models)


- Shielded from airstream by galvanized steel enclosure.
- Sized for minimum 150% of drive horsepower.
- Single belt adjustable pitch sheaves through 3HP.
- Two belt fixed pitch sheaves through 10HP.
- Adjustable pitch sheaves are optional above 3HP.
- Adjustable tension rods for belt adjustment.
- Nonstatic oil resistant v-belts.
- Keyed, turned, ground and polished shafts.

### Bearings

- Bearings designed for minimum 200,000 hour life, L50.
- Cast iron self-aligning pillow block ball bearings.
- Bearings are sealed, prelubricated with relube fittings.

### Motors

- Located outside airstream under weather cover.
- Brands are nationally recognized and locally serviced.
- Open drip-proof construction is standard.
- High-efficiency, explosion proof, totally enclosed fan cooled (TEFC) and corrosion duty motors can be specified.



### Certifications

- cULus 705 listed power roof ventilator assures electrical reliability (optional).

## Options/Accessories

**Roof Curb:** Prefabricated heavy-gauge galvanized steel, welded construction, 12" high with 1-1/2" treated wood nailer. Options include burglar bars, single and double pitch construction, and additional curb heights.

**Disconnect Switch:** Nonfused safety disconnects are available for all motor sizes in rain-tight or open enclosures. Explosion proof, Nema 4 and 4X are also available.

**Magnetic Latches:** Help reduce damper chatter when the units are not in operation.

**Heat/Smoke Vent:** Opens damper doors when temperature exceeds 165°F. Allows heat and smoke to escape building without use of fan power.

**Outlet Guard:** 1/2" x 1" wire mesh guard will prevent birds and other objects from entering fan.

**Extended Grease Lines:** Extended grease lines allow motor and/or fan bearings to be relubricated from the exterior.

**Aluminum Construction:** Optional aluminum construction available on windband, curb caps, panel and blades (sizes 24-54).

**Epoxy Finish:** For use in all alkaline type atmosphere (exceptions are acetic and nitric acids). Epoxy forms an excellent hard, heavy film barrier against chemical attack as well as physical damage from direct impact and abrasion.

**Eisenheiss (synthetic resin) Finish:** For preventing corrosion from acids, alkalis, fumes, steam and condensation.

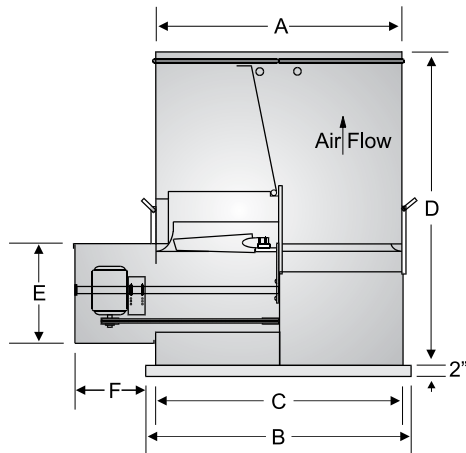
All specifications are subject to change without notice unless approved in submittal by Soler & Palau USA.



## UBRD Performance Data

Model UBRD	CFM @ Static Pressure					HP	RPM	Blades / Pitch	Max BHP	Sones @ 5 ft.
	0	1/8	1/4	3/8	1/2					
24	6605	5980	5262	4416	-	3/4	1210	3	0.82	20
	7286	6715	6081	5410	-	1	1335	3	1.11	23
	8353	7866	7323	6752	6127	1-1/2	1525	3	1.65	30
	9200	8740	8280	7774	7268	2	1680	3	2.21	35
30	10230	9114	7812	-	-	1	960	3	1.15	23
	11625	10602	9579	8370	-	1-1/2	1090	3	1.69	31
	12741	11904	10881	9858	8742	2	1200	3	2.25	37
	41508	13764	12927	12090	11160	3	1370	3	3.35	44
36	12861	10752	-	-	-	1	700	3	1.10	19
	14688	12768	10656	-	-	1-1/2	795	3	1.57	25
	16512	14880	12960	10848	-	2	895	3	2.30	30
	18816	17280	15744	14112	12192	3	1020	3	3.48	35
42	18414	15624	-	-	-	1-1/2	640	3	1.68	23
	20553	17949	14880	-	-	2	710	3	2.30	28
	23250	21018	18414	15624	-	3	805	3	3.35	35
	27261	25668	23529	21390	18879	5	950	3	5.51	43
48	24196	20700	16192	-	-	2	575	3	2.31	23
	27784	24564	20884	16376	-	3	655	3	3.41	32
	32660	29900	27048	23736	19780	5	770	3	5.54	43
	37352	34960	32476	29992	26956	7-1/2	880	3	8.27	52
54	41216	39100	36892	34500	32016	10	970	3	11.07	58
	33250	28690	22990	-	-	3	545	3	3.39	26
	39140	35055	30875	25650	-	5	640	3	5.49	38
	44840	41515	37810	33915	29335	7-1/2	735	3	8.32	48
60	49210	46075	42750	39235	35530	10	805	3	10.92	56
	44826	39618	33480	25854	-	5	550	3	5.50	36
	51336	46779	41850	36084	-	7-1/2	630	3	8.27	49
	56730	52638	48267	43431	37851	10	695	3	11.10	58
72	57381	48267	37665	-	-	5	410	3	5.47	29
	65751	57939	49476	-	-	7-1/2	470	3	8.24	40
	72726	65844	58404	49569	-	10	520	3	11.15	48

## Drawings/Dimensions



Model UBRD	Dimensions (Inches)						
	A	B	C	D	E	F	G
24	30	32	30	50	22	16	31
30	36	38	36	54	22	16	37
36	42	44	42	56	22	16	43
42	48	50	48	59	22	16	49
48	54	56	54	68	22	22	55
54	60	62	60	70	22	22	61
60	66	68	66	74	22	22	67
72	80	82	80	86	22	22	81

**A** - Outside dimension of windband.      **E** - Height of motor cover.  
**B** - Inside dimension of square curb cap.      **F** - Length of motor cover.  
**C** - Inside dimension of square fan base.      **G** - Outside dimension of factory built prefabricated curb.  
**D** - Height of unit above curb.

DUE TO CONTINUING RESEARCH SOLER & PALAU USA RESERVES THE RIGHT TO CHANGE SPECIFICATIONS WITHOUT NOTICE



**Soler & Palau USA**  
 6393 Powers Avenue  
 Jacksonville, FL 32217  
 800.961.7370  
 800.961.7379  
[www.solerpalau-usa.com](http://www.solerpalau-usa.com)