

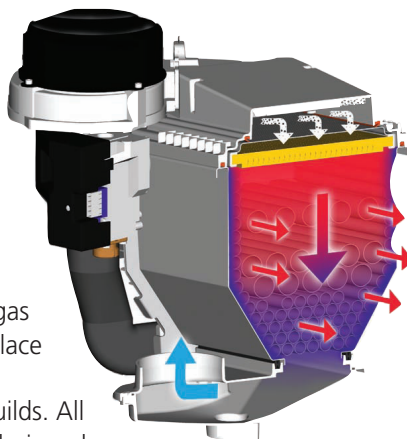


INTRODUCING RINNAI CONDENSING TECHNOLOGY FOR HEATING YOUR WHOLE HOUSE – AND YOUR WATER

RINNAI'S CONDENSING WALL-MOUNTED GAS BOILERS FOR WHOLE-HOUSE HEATING AND HOT WATER

Optimum comfort. Minimum heating costs.

Heat an entire home – even get domestic hot water – with the economical, reliable and compact choice from Rinnai. Now, the premier name in tankless water heating brings you two new series of wall-mounted, condensing gas boilers that can be easily retrofitted to replace traditional, less efficient boilers or provide simple, space-saving installation in new builds. All seven models feature Rinnai's exclusively designed stainless steel heat exchanger to deliver unparalleled performance and efficiency.



Choose from two lines, designed to fit your application.

Rinnai offers more efficiency, more energy cost savings and more durability. Choose from the Rinnai E Series, perfect for homes with small domestic hot water needs, or the Q Series, ideal in all homes where more sophisticated demands call for zone heating. Four heating-only models and three combi models offer maximum BTU inputs ranging from 75,000 to 205,000 and operate on either natural or LP gas.

Rinnai E Series

- Two compact combi models for heating and domestic hot water
- Stainless steel primary boiler heat exchanger
- Copper nickel integrated secondary plate heat exchanger for domestic hot water
- Integrated single-speed pump and expansion tank
- A variety of venting options

Rinnai Q Series

- Fully modulating pump combines with stainless steel heat exchanger to make this one of the more efficient units available
- Combi unit includes 6.6 gallon fully insulated indirect tank
- Optional 3-way diverter valve (indirect DHW tank kit) available for "S" System models



Q Series 175C

Benefits at a glance

- Up to 96.5% AFUE efficiency
- Stainless steel primary boiler heat exchanger
- Copper nickel integrated secondary plate exchanger
- Compact wall-mounted design saves space over traditional boilers
- Super quiet operation
- Optional internal 3-way valve eliminates the need for a pump for the indirect tank
- Outdoor reset function with sensor included
- Plumbing kits with low-loss header included
- Choose between propane or natural gas units (conversion kits available)
- Variety of venting options available, with direct-vent ready out-of-the-box; dual-pipe adaptor included
- ASME accredited units
- ENERGY STAR® qualified models



ULTRA-EFFICIENT
CONDENSING TECHNOLOGY
*Up to 96.5% Efficiency

RINNAI CONDENSING WALL-MOUNTED GAS BOILERS

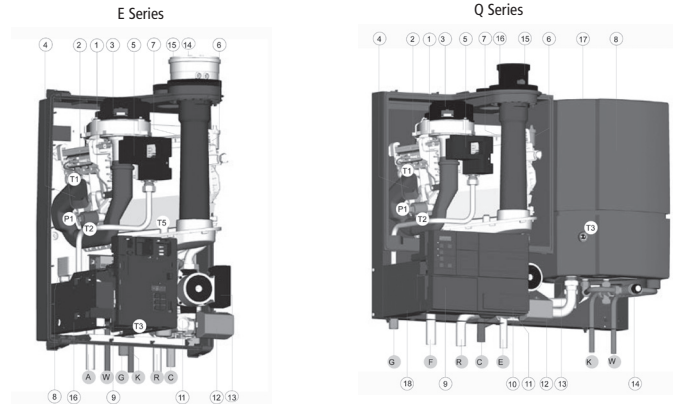
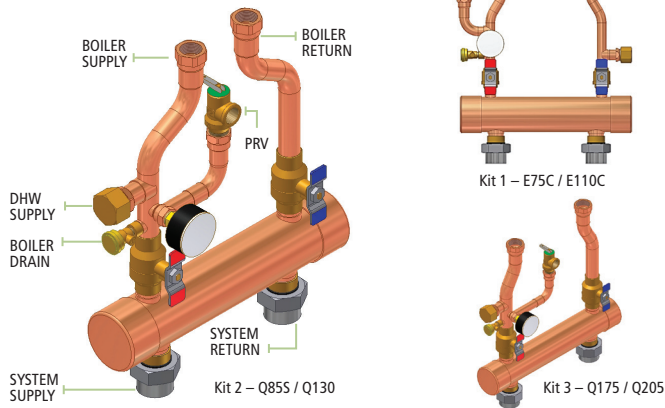


RS100

RS100 Controller

- Simple digital controller with backlit display
- Direct communication with boiler
- Adaptive room control
- Error reporting and auto service message
- Automatic summer/winter time change
- Local override of the room temperature
- Flow temperature control
- Features three clock programs and three week profile programs; programmable for holidays

Plumbing Kits - Kits for other models are available.



Condensing Gas Boilers - Parts

E SERIES	SHARED COMPONENTS	Q SERIES
8 plate exchanger DHW	1 heat exchanger	8 cylinder DHW (combi)
14 exhaust	2 ignition unit	10 Control Tower (CMS)
15 combustion air supply	3 fan unit	14 thermostatic mixing valve
16 Brazed plate heat exchanger	4 air inlet attenuator	15 exhaust
T1 supply sensor	5 gas valve	16 combustion air supply
T3 sensor DHW and flow switch	6 automatic air vent	17 air box
A supply connection central heating	7 ceramic burner cassette	18 identification plate
R return connection central heating	9 operating panel	T1 flow sensor
C condensate pipe	11 water filter return CH	T3 cylinder sensor DHW (combi)
K domestic cold water pipe	12 three-way valve	F supply connection central heating
W domestic hot water pipe	13 boiler loop pump	R return connection central heating
	T2 return sensor	C condensate pipe
	P1 water pressure sensor	E expansion vessel pipe (Q51C)
	G gas pipe	K domestic water pipe (combi)
		W domestic hot water pipe (combi)

Rinnai Condensing Wall-Mounted Gas Boilers – “C” Combi and “S” System

Models	E75C	E110C	Q85S	Q130S	Q175S	Q175C	Q205S
Dimensions	W 20" (500 mm) H 26" (650 mm)* D 16" (395 mm)	W 20" (500 mm) H 26" (650 mm)* D 16" (395 mm)	W 20" (500 mm) H 27" (680 mm) D 15" (385 mm)	W 20" (500 mm) H 27" (680 mm) D 15" (385 mm)	W 26" (660 mm) H 27" (680 mm) D 15" (385 mm)	W 40" (1000 mm) H 27" (680 mm) D 15" (385 mm)	W 26" (660 mm) H 27" (680 mm) D 15" (385 mm)
Weight	86 lbs (39 kg)	88 lbs (40 kg)	110 lbs (50 kg)	117 lbs (53 kg)	141 lbs (64 kg)	196 lbs (89 kg)	141 lbs (64 kg)
Minimum/Maximum Input BTU (Heating)	17,000-75,000 (NG) 37,000-75,000 (LP)	26,000-110,000 (NG) 59,000-110,000 (LP)	17,000-85,000 (NG) 37,000-85,000 (LP)	26,000-130,000 (NG) 59,000-130,000 (LP)	35,000-175,000 (NG) 74,000-175,000 (LP)	35,000-175,000 (NG) 74,000-175,000 (LP)	41,000-205,000 (NG) 74,000-205,000 (LP)
Minimum/Maximum Input BTU (Direct Hot Water)	17,000-85,000 (NG) 37,000-85,000 (LP)	26,000-130,000 (NG) 59,000-130,000 (LP)					
Maximum Flow Rate Domestic Hot Water	2.1 GPM (75° F Delta T)	4.8 GPM (50° F Delta T)	Indirect tank compatible	Indirect tank compatible	Indirect tank compatible	6.2 GPM (50° F Delta T)	Indirect tank compatible
AFUE Rating (NG and LP)	96.5%	96.1%	96.5%	96.1%	95.7%	95.7%	95.7%
Optional Digital Controller (s)	RS100	RS100	RS100	RS100	RS100	RS100	RS100

*Includes expansion tank

Rinnai is continually updating and improving products; therefore, specifications are subject to change without prior notice. Local, state, provincial and federal codes must be adhered to prior to and upon installation.

FOR MORE INFORMATION ON RINNAI PRODUCTS

ADDITIONAL RINNAI LITERATURE AVAILABLE



Rinnai America Corporation

103 International Drive
Peachtree City, GA 30269

Toll Free 1-866-RINNAI-1

Phone: 678-829-1700 • Fax: 678-364-8643

Visit our Websites: www.rinnai.us

E-mail: marketing@rinnai.us

Rinnai

