

FITTINGS CATALOG

August 2003



One source. Many solutions.

THE BEST SOLUTION: THE ONE SOURCE.

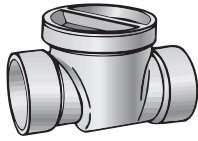
Over 20 years ago, NDS began producing plastic drainage and landscape products. From the beginning, our commitment to leading the industry has been unwavering, leading to remarkable innovations and state-of-the-art products that fit every environment, every schedule, every need.

Today, our commitment to providing one-source solutions has led to the development of superior quality drainage products, landscape products, fittings, valve and meter boxes, equipment pads, and drip and micro irrigation products. No product is added to our line without meeting exhaustive testing and extensive research requirements. Plus, NDS is uniquely able to offer our complete inventory of products from regional warehouses in the US and Puerto Rico. Our goal: one-business-day delivery. Our track record: outstanding.

Take a moment to look through this catalog, noting the depth of our product offering. If you have any questions or to place an order, just call 1-800-726-1994 from 5 a.m. to 5 p.m. PST. and let us offer the best solution for you.

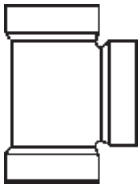


TABLE OF CONTENTS



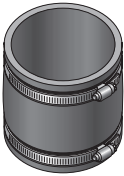
DIVERTER & BACKWATER VALVES

3



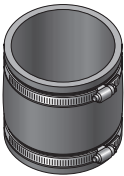
SOLVENT WELD FITTINGS

4-10



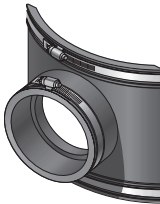
DFW BY NDS COUPLINGS, CONNECTORS AND O-RINGS

11-18



DFW BY NDS NON-SHEAR COUPLINGS AND PRESSURE FLEX COUPLINGS

19-21



DFW BY NDS FLEXIBLE SADDLES

22-24

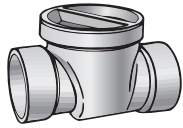
MARKETING MATERIALS

25

Warranty and Terms – See Back Cover.

DIVERTER AND BACKWATER VALVES

Backwater Valve



ABS

Part No.	Description	Color	Pkg. Qty.	Wt. Ea. (lbs.)	List Price (EA)	Product Class
275	2" ABS Backwater Valve	Black	8	1	40.15	35AB
275R	2" ABS Backwater Valve with Riser and Cover	Black	1	5.00	44.63	35AB
375	3" ABS Backwater Valve	Black	6	1.83	40.23	35AB
375R	3" ABS Backwater Valve with Riser and Cover	Black	1	4.00	54.21	35PV
475	4" ABS Backwater Valve	Black	6	3.33	44.57	35AB
475R	4" ABS Backwater Valve with Riser and Cover	Black	1	7.00	70.26	35AB
675	6" ABS Backwater Valve and Cover	Black	1	7.00	189.88	35AB

PVC

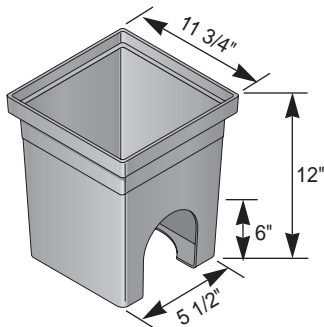
275P	2" PVC Backwater Valve	White	8	1	40.15	35PV
275PR	2" PVC Backwater Valve with Riser and Cover	White	1	5.00	44.63	35PV
375P	3" PVC Backwater Valve	White	6	2.33	40.23	35PV
375PR	3" PVC Backwater Valve with Riser and Cover	White	1	5.00	54.21	35PV
475P	4" PVC Backwater Valve	White	6	4.33	44.57	35PV
475PR	4" PVC Backwater Valve with Riser	White	1	8.00	70.26	35PV
675P	6" PVC Backwater Valve	White	1	9.00	189.88	35PV

PVC Backwater Valve Components

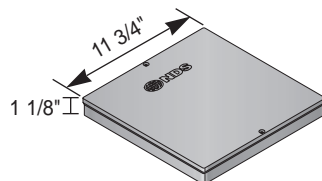


Part No.	Description	Color	Pkg. Qty.	Wt. Ea. (lbs.)	List Price (EA)	Product Class
8051-020-040	2" Lid	White	1		5.09	94WP
822-040-16	2" Riser	White	1		15.26	94WP
1530202	2" Cap	White	1		6.01	94WP
880-237	2" Cap O'Ring	Black	1		1.77	94CP
1530203	2" Flapper	White	1		3.67	94WP
880-136	2" Flapper O'Ring	Black	1		1.11	94CP
1530204	2" Back Water Valve Pipe Extension Collar	White	1		3.75	90WP
8051-030-060	3" Lid	White	1		5.74	94WP
822-060-16	3" Riser	White	1		22.93	94WP
1530302	3" Cap	White	1		7.01	94WP
880-253	3" Cap O'Ring	Black	1		2.77	94CP
1530303	3" Flapper	White	1		5.32	94WP
880-234	3" Flapper O'Ring	Black	1		1.36	94CP
1530304	3" Back Water Valve Pipe Extension Collar	White	1		4.95	90WP
8051-040-080	4" Lid	White	1		10.04	94WP
822-080-16	4" Riser	White	1		29.13	94WP
1530402	4" Cap	White	1		10.95	94WP
880-364	4" Cap O'Ring	Black	1		3.34	94CP
1530403	4" Flapper	White	1		7.36	94WP
880-243	4" Flapper O'Ring	Black	1		2.67	94CP
1530404	4" Back Water Valve Pipe Extension Collar	White	1		6.60	90WP
8051-060-100	6" Lid	White	1		13.26	94WP
1530602	6" Cap	White	1		20.52	94WP
880-271	6" Cap O'Ring	Black	1		5.08	90WP
1530603	6" Flapper	White	1		10.61	94WP
880-259	6" Flapper O'Ring	Black	1		3.16	90WP
880-202	Bumper (fits all sizes of valves)	Black	1		0.72	90WP
1530405	4" BWV Sewer Adapt Flange	White	1		7.17	94WP
1530605	6" BWV Sewer Adapt Flange	White	1		8.31	94WP

Backwater Valve Box



Part No.	Description	Color	Pkg. Qty.	Wt. Ea. (lbs.)	List Price (EA)	Product Class
1219	12"x12" Backwater Valve Box	Black	4	5.75	28.52	10ND
1220	12"x12" Valve Box Cover	Black	8	2.00	28.44	10ND



Note: All dimensions are nominal. All weights are for shipping purposes only.

SOLVENT WELD FITTINGS

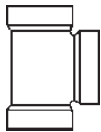
Standards

Styrene A.S.T.M. D-2852
ABS A.S.T.M. D-2751
PVC A.S.T.M. D-3034
D-2751, D-2729

Abbreviations Used for Connections

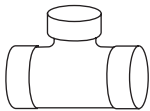
HUB = HUB Socket
SPT = Spigot
MPT = Male Pipe Thread
FPT = Female Pipe Thread
DWV = Drain, Waste and Vent
S&D = Sewer and Drain

Tee



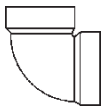
	Part No.	Description	Color	Pkg. Qty.	Wt. Ea. (lbs.)	List Price (EA)	Product Class
ABS	3001	3" ABS Tee (HUB X HUB X HUB)	Black	35	0.42	4.59	30AB
	4001	4" ABS Tee (HUB X HUB X HUB)	Black	20	0.70	6.19	30AB
	6001	6" ABS Tee (HUB X HUB X HUB)	Black	9	2.77	24.43	30AB
PVC	3P01	3" PVC Tee (HUB X HUB X HUB)	White	35	0.57	3.86	30PV
	4P01	4" PVC Tee (HUB X HUB X HUB)	White	20	0.95	5.57	30PV
	6P01	6" PVC Tee (HUB X HUB X HUB)	White	9	3.66	22.18	30PV
	64P01	6"X4" PVC Tee (HUB X HUB X HUB)	White	8	2.38	21.70	30PV
	8P01	8" PVC Tee (HUB X HUB X HUB)	White	2	3.00	90.51	30PV
	84P01	8"X4" PVC Tee (HUB X HUB X HUB)	White	7	4.72	48.53	30PV
	86P01	8"X6" PVC Tee (HUB X HUB X HUB)	White	3	5.00	60.05	30PV
STYRENE	301	3" Styrene Tee (HUB X HUB X HUB)	White	35	0.43	3.41	30ST
	401	4" Styrene Tee (HUB X HUB X HUB)	White	20	0.60	4.90	30ST
	601	6" Styrene Tee (HUB X HUB X HUB)	White	9	2.78	17.71	30ST

Double Cleanout



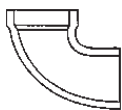
	Part No.	Description	Color	Pkg. Qty.	Wt. Ea. (lbs.)	List Price (EA)	Product Class
PVC	417P	4" PVC Double Cleanout (HUB X HUB X HUB)	White	24	1.41	15.30	30PV

90 Degree Elbow



	Part No.	Description	Color	Pkg. Qty.	Wt. Ea. (lbs.)	List Price (EA)	Product Class
ABS	3002	3" ABS 90 Degree Elbow (HUB X HUB)	Black	40	0.30	4.32	30AB
	4002	4" ABS 90 Degree Elbow (HUB X HUB)	Black	25	0.52	6.16	30AB
	6002	6" ABS 90 Degree Elbow (HUB X HUB)	Black	6	2.16	25.33	30AB
PVC	3P02	3" PVC 90 Degree Elbow (HUB X HUB)	White	40	0.40	3.52	30PV
	4P02	4" PVC 90 Degree Elbow (HUB X HUB)	White	25	0.68	4.70	30PV
	6P02	6" PVC 90 Degree Elbow (HUB X HUB)	White	6	3.00	14.82	30PV
	8P02	8" PVC 90 Degree Elbow (HUB X HUB)	White	4	6.50	61.39	30PV
STYRENE	302	3" Styrene 90 Degree Elbow (HUB X HUB)	White	40	0.33	2.88	30ST
	402	4" Styrene 90 Degree Elbow (HUB X HUB)	White	25	0.48	4.10	30ST
	602	6" Styrene 90 Degree Elbow (HUB X HUB)	White	6	2.33	12.83	30ST

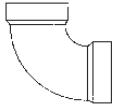
90 Degree Street Elbow



	Part No.	Description	Color	Pkg. Qty.	Wt. Ea. (lbs.)	List Price (EA)	Product Class
PVC	6P02ST	6" PVC 90 Degree Street Elbow (SPT X HUB)	White	6	2.00	30.24	30PV
	8P02ST	8" PVC 90 Degree Street Elbow (SPT X HUB)	White	5	6.25	75.57	30PV

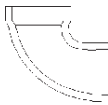
Note: All dimensions are nominal. All weights are for shipping purposes only.

90 Degree Long Turn Elbow



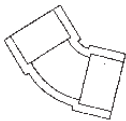
	Part No.	Description	Color	Pkg. Qty.	Wt. Ea. (lbs.)	List Price (EA)	Product Class
ABS	3100	3" ABS 90 Degree Long Turn Elbow (HUB X HUB)	Black	30	0.56	4.71	30AB
	4100	4" ABS 90 Degree Long Turn Elbow (HUB X HUB)	Black	20	0.65	6.58	30AB
PVC	31P0	3" PVC 90 Degree Long Turn Elbow (HUB X HUB)	White	30	0.46	4.19	30PV
	41P0	4" PVC 90 Degree Long Turn Elbow (HUB X HUB)	White	20	0.85	5.57	30PV
STYRENE	310	3" Styrene 90 Degree Long Turn Elbow (HUB X HUB)	White	30	0.30	3.68	30ST
	410	4" Styrene 90 Degree Long Turn Elbow (HUB X HUB)	White	20	0.65	5.02	30ST

90 Degree Long Turn Street Elbow



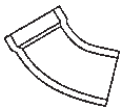
	Part No.	Description	Color	Pkg. Qty.	Wt. Ea. (lbs.)	List Price (EA)	Product Class
ABS	4100ST	4" ABS 90 Degree Long Turn Street Elbow (SPT X HUB)	Black	20	0.70	8.09	30AB
PVC	31P0ST	3" PVC 90 Degree Long Turn Street Elbow (SPT X HUB)	White	20	0.90	6.21	30PV
	41P0ST	4" PVC 90 Degree Long Turn Street Elbow (SPT X HUB)	White	20	1.25	6.53	30PV
STYRENE	310ST	3" Styrene 90 Degree Long Turn Street Elbow (SPT X HUB)	White	20	0.65	7.09	30ST
	410ST	4" Styrene 90 Degree Long Turn Street Elbow (SPT X HUB)	White	20	1.00	5.65	30ST

45 Degree Elbow



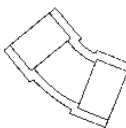
	Part No.	Description	Color	Pkg. Qty.	Wt. Ea. (lbs.)	List Price (EA)	Product Class
ABS	3003	3" ABS 45 Degree Elbow (HUB X HUB)	Black	40	0.20	3.51	30AB
	4003	4" ABS 45 Degree Elbow (HUB X HUB)	Black	30	0.40	4.71	30AB
	6003	6" ABS 45 Degree Elbow (HUB X HUB)	Black	8	1.62	19.64	30AB
PVC	3P03	3" PVC 45 Degree Elbow (HUB X HUB)	White	40	0.32	2.94	30PV
	4P03	4" PVC 45 Degree Elbow (HUB X HUB)	White	30	0.53	4.05	30PV
	6P03	6" PVC 45 Degree Elbow (HUB X HUB)	White	8	2.12	15.94	30PV
	8P03	8" PVC 45 Degree Elbow (HUB X HUB)	White	6	4.33	43.47	30PV
STYRENE	303	3" Styrene 45 Degree Elbow (HUB X HUB)	White	40	0.25	2.62	30ST
	403	4" Styrene 45 Degree Elbow (HUB X HUB)	White	30	0.35	4.18	30ST
	603	6" Styrene 45 Degree Elbow (HUB X HUB)	White	8	1.63	13.71	30ST

45 Degree Street Elbow



	Part No.	Description	Color	Pkg. Qty.	Wt. Ea. (lbs.)	List Price (EA)	Product Class
ABS	4003ST	4" ABS 45 Degree Street Elbow (SPT X HUB)	Black	30	0.66	5.68	30AB
PVC	3P03ST	3" PVC 45 Degree Street Elbow (SPT X HUB)	White	30	0.33	5.17	30PV
	4P03ST	4" PVC 45 Degree Street Elbow (SPT X HUB)	White	30	0.86	5.49	30PV
	6P03ST	6" PVC 45 Degree Street Elbow (SPT X HUB)	White	10	1.80	20.38	30PV
	8P03ST	8" PVC 45 Degree Street Elbow (SPT X HUB)	White	6	1.83	53.26	30PV
STYRENE	303ST	3" Styrene 45 Degree Street Elbow (SPT X HUB)	White	30	0.27	9.12	30ST
	403ST	4" Styrene 45 Degree Street Elbow (SPT X HUB)	White	30	0.67	5.23	30ST

22 1/2 Degree Street Elbow

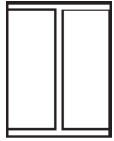


	Part No.	Description	Color	Pkg. Qty.	Wt. Ea. (lbs.)	List Price (EA)	Product Class
ABS	3004	3" ABS 22 1/2 Degree Street Elbow (SPT X HUB)	Black	25	0.24	6.04	30AB
	4004	4" ABS 22 1/2 Degree Street Elbow (SPT X HUB)	Black	20	0.35	6.52	30AB
PVC	3P04	3" PVC 22 1/2 Degree Street Elbow (SPT X HUB)	White	25	0.32	4.18	30PV
	4P04	4" PVC 22 1/2 Degree Street Elbow (SPT X HUB)	White	20	0.45	4.45	30PV
	6P04	6" PVC 22 1/2 Degree Street Elbow (SPT X HUB)	White	20	1.60	19.46	30PV
STYRENE	304	3" Styrene 22 1/2 Degree Street Elbow (SPT X HUB)	White	25	0.24	3.63	30ST
	404	4" Styrene 22 1/2 Degree Street Elbow (SPT X HUB)	White	20	0.30	4.18	30ST

Note: All dimensions are nominal. All weights are for shipping purposes only.

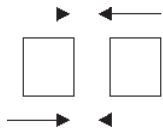
SOLVENT WELD FITTINGS

Coupling



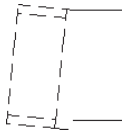
	Part No.	Description	Color	Pkg. Qty.	Wt. Ea. (lbs.)	List Price (EA)	Product Class
ABS	3005	3" ABS Coupling (HUB X HUB)	Black	120	0.17	1.62	30AB
	4005	4" ABS Coupling (HUB X HUB)	Black	45	0.26	2.08	30AB
	6005	6" ABS Coupling (HUB X HUB)	Black	10	1.00	8.06	30AB
PVC	3P05	3" PVC Coupling (HUB X HUB)	White	120	0.22	2.34	30PV
	4P05	4" PVC Coupling (HUB X HUB)	White	45	0.37	2.67	30PV
	6P05	6" PVC Coupling (HUB X HUB)	White	10	1.30	9.78	30PV
	8P05	8" PVC Coupling (HUB X HUB)	White	6	3.33	30.46	30PV
STYRENE	305	3" Styrene Coupling (HUB X HUB)	White	120	0.17	2.03	30ST
	405	4" Styrene Coupling (HUB X HUB)	White	45	0.30	2.34	30ST
	605	6" Styrene Coupling (HUB X HUB)	White	10	0.89	7.86	30ST

Sewer and Drain Repair Coupling



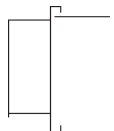
	Part No.	Description	Color	Pkg. Qty.	Wt. Ea. (lbs.)	List Price (EA)	Product Class
ABS	4005R	4" ABS Sewer and Drain Repair Coupling (HUB X HUB)	Black	45	0.40	2.99	30AB
PVC	3P05R	3" PVC Sewer and Drain Repair Coupling (HUB X HUB)	White	60	0.25	2.11	30PV
	4P05R	4" PVC Sewer and Drain Repair Coupling (HUB X HUB)	White	45	0.46	2.92	30PV
STYRENE	305R	3" Styrene Sewer and Drain Repair Coupling (HUB X HUB)	White	60	0.20	2.00	30ST
	405R	4" Styrene Sewer and Drain Repair Coupling (HUB X HUB)	White	45	0.38	2.32	30ST

5 Degree Angle Coupling



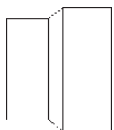
	Part No.	Description	Color	Pkg. Qty.	Wt. Ea. (lbs.)	List Price (EA)	Product Class
PVC	4P05A	4" PVC 5 Degree Angle Coupling (HUB X HUB)	White	40	0.60	5.30	30PV
STYRENE	405A	4" Styrene 5 Degree Angle Coupling (HUB X HUB)	White	40	0.45	4.29	30ST

Reducer Bushing (SPTxHUB)



	Part No.	Description	Color	Pkg. Qty.	Wt. Ea. (lbs.)	List Price (EA)	Product Class
ABS	3007	4"X3" ABS Reducer Bushing (SPTxHUB) (SPT X HUB)	Black	20	0.35	7.00	30AB
PVC	3P07	4"X3" PVC Reducer Bushing (SPTxHUB) (SPT X HUB)	White	20	0.45	16.59	30PV
	6P07S	6"X4" PVC Reducer Bushing (SPTxHUB) (SPT X HUB)	White	20	1.10	12.74	30PV
STYRENE	307	4"X3" Styrene Reducer Bushing (SPTxHUB) (SPT X HUB)	White	20	0.35	14.30	30ST
	607S	6"X4" Styrene Reducer Bushing (SPTxHUB) (SPT X HUB)	White	20	0.75	11.03	30ST

Reducer Coupling

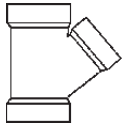


	Part No.	Description	Color	Pkg. Qty.	Wt. Ea. (lbs.)	List Price (EA)	Product Class
ABS	4007	4"X3" ABS Reducer Coupling (HUB X HUB)	Black	30	0.30	4.71	30AB
	6007	4"X6" ABS Reducer Coupling (HUB X HUB)	Black	20	0.80	17.51	30AB
PVC	4P07	4"X3" PVC Reducer Coupling (HUB X HUB)	White	30	0.36	5.06	30PV
	6P07	4"X6" PVC Reducer Coupling (HUB X HUB)	White	20	1.10	12.99	30PV
	8P07	8"X6" PVC Reducer Coupling (HUB X HUB)	White	1	3.00	55.01	30PV
STYRENE	407	4"X3" Styrene Reducer Coupling (HUB X HUB)	White	30	0.30	4.00	30ST
	607	4"X6" Styrene Reducer Coupling (HUB X HUB)	White	20	0.80	10.34	30ST

Note: All dimensions are nominal. All weights are for shipping purposes only.

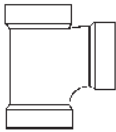
SOLVENT WELD FITTINGS

45 Degree Wye



	Part No.	Description	Color	Pkg. Qty.	Wt. Ea. (lbs.)	List Price (EA)	Product Class
ABS	3008	3" ABS 45 Degree Wye (HUB X HUB X HUB)	Black	25	0.68	7.43	30AB
	4008	4" ABS 45 Degree Wye (HUB X HUB X HUB)	Black	20	0.95	8.22	30AB
	6008	6" ABS 45 Degree Wye (HUB X HUB X HUB)	Black	6	3.50	46.83	30AB
PVC	3P08	3" PVC 45 Degree Wye (HUB X HUB X HUB)	White	25	0.88	6.21	30PV
	4P08	4" PVC 45 Degree Wye (HUB X HUB X HUB)	White	20	1.25	7.39	30PV
	6P08	6" PVC 45 Degree Wye (HUB X HUB X HUB)	White	6	4.66	31.34	30PV
	64P08	6"X4" PVC 45 Degree Wye (HUB X HUB X HUB)	White	8	2.88	27.31	30PV
	8P08	8" PVC 45 Degree Wye (HUB X HUB X HUB)	White	2	11.00	104.75	30PV
	84P08	8"X4" PVC 45 Degree Wye (HUB X HUB X HUB)	White	6	5.33	58.90	30PV
	86P08	8"X6" PVC 45 Degree Wye (HUB X HUB X HUB)	White	3	3.33	70.10	30PV
STYRENE	308	3" Styrene 45 Degree Wye (HUB X HUB X HUB)	White	25	0.72	5.44	30ST
	408	4" Styrene 45 Degree Wye (HUB X HUB X HUB)	White	20	1.00	6.45	30ST
	608	6" Styrene 45 Degree Wye (HUB X HUB X HUB)	White	6	3.67	24.93	30ST

Sanitary Tee



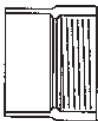
	Part No.	Description	Color	Pkg. Qty.	Wt. Ea. (lbs.)	List Price (EA)	Product Class
ABS	3009	3" ABS Sanitary Tee (HUB X HUB X HUB)	Black	30	0.53	6.50	30AB
	4009	4" ABS Sanitary Tee (HUB X HUB X HUB)	Black	20	1.20	7.58	30AB
PVC	3P09	3" PVC Sanitary Tee (HUB X HUB X HUB)	White	30	0.66	8.34	30PV
	4P09	4" PVC Sanitary Tee (HUB X HUB X HUB)	White	20	1.60	8.54	30PV
	6P09	6" PVC Sanitary Tee (HUB X HUB X HUB)	White	5	4.20	58.64	30PV
	8P09	8" PVC Sanitary Tee (HUB X HUB X HUB)	White	1	15.00	138.35	30PV
	84P09	8"X4" PVC Sanitary Tee (HUB X HUB X HUB)	White	4	6.25	57.98	30PV
	86P09	8"X6" PVC Sanitary Tee (HUB X HUB X HUB)	White	4	7.00	65.34	30PV
STYRENE	309	3" Styrene Sanitary Tee (HUB X HUB X HUB)	White	30	0.53	8.14	30ST
	409	4" Styrene Sanitary Tee (HUB X HUB X HUB)	White	20	1.25	7.41	30ST

Drain Cap



	Part No.	Description	Color	Pkg. Qty.	Wt. Ea. (lbs.)	List Price (EA)	Product Class
ABS	3006	3" ABS Drain Cap	Black	25	0.57	2.81	30AB
	4006	4" ABS Drain Cap	Black	25	0.28	3.36	30AB
	6006	6" ABS Drain Cap	Black	15	0.73	13.21	30AB
PVC	3P06	3" PVC Drain Cap	White	25	0.20	1.78	30PV
	4P06	4" PVC Drain Cap	White	25	0.28	2.34	30PV
	6P06	6" PVC Drain Cap	White	15	0.93	8.56	30PV
	8P06	8" PVC Drain Cap	White	10	2.40	28.08	30PV
STYRENE	306	3" Styrene Drain Cap	White	25	0.16	1.55	30ST
	406	4" Styrene Drain Cap	White	25	0.30	2.05	30ST
	606	6" Styrene Drain Cap	White	15	0.73	7.52	30ST

Female Adapter

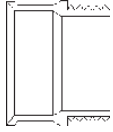


	Part No.	Description	Color	Pkg. Qty.	Wt. Ea. (lbs.)	List Price (EA)	Product Class
ABS	3011	3" ABS Female Adapter (HUB X FPT)	Black	25	0.28	5.92	30AB
	4011	4" ABS Female Adapter (HUB X FPT)	Black	20	0.40	7.84	30AB
PVC	3P11	3" PVC Female Adapter (HUB X FPT)	White	25	0.36	6.11	30PV
	4P11	4" PVC Female Adapter (HUB X FPT)	White	20	0.55	5.33	30PV
	613P	6" PVC Female Adapter (HUB X FPT)	White	24	1.08	25.15	30PV
STYRENE	311	3" Styrene Female Adapter (HUB X FPT)	White	25	0.15	9.54	30ST
	411	4" Styrene Female Adapter (HUB X FPT)	White	20	0.45	4.64	30ST

Note: All dimensions are nominal. All weights are for shipping purposes only.

SOLVENT WELD FITTINGS

Male Adapter



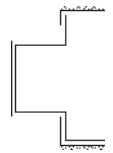
	Part No.	Description	Color	Pkg. Qty.	Wt. Ea. (lbs.)	List Price (EA)	Product Class
STYRENE	312	3" Styrene Male Adapter (HUB X MPT)	White	25	4.00	13.38	30ST

Fitting Cleanout



	Part No.	Description	Color	Pkg. Qty.	Wt. Ea. (lbs.)	List Price (EA)	Product Class
ABS	4130	4" ABS Fitting Cleanout (SPT X FPT)	Black	20	0.40	6.17	30AB
PVC	413P	4" PVC Fitting Cleanout (SPT X FPT)	White	20	0.50	4.18	30PV
STYRENE	413	4" Styrene Fitting Cleanout (SPT X FPT)	White	20	0.40	3.68	30ST

MPT Plug



	Part No.	Description	Color	Pkg. Qty.	Wt. Ea. (lbs.)	List Price (EA)	Product Class
ABS	4108	4" ABS MPT Plug	Black	30	0.26	4.57	30AB
PVC	31P8	3" PVC MPT Plug	White	40	0.17	3.14	30PV
	41P8	4" PVC MPT Plug	White	30	0.36	3.23	30PV
	61P8	6" PVC MPT Plug	White	24	0.62	16.26	30PV
STYRENE	418	4" Styrene MPT Plug	White	30	0.27	2.94	30ST

Cross




	Part No.	Description	Color	Pkg. Qty.	Wt. Ea. (lbs.)	List Price (EA)	Product Class
PVC	4P1X	4" PVC Cross (HUB X HUB X HUB X HUB)	White	20	1.40	15.68	30PV
STYRENE	401X	4" Styrene Cross (HUB X HUB X HUB X HUB)	White	20	1.20	13.55	30ST

Corrugated Adapter



	Part No.	Description	Color	Pkg. Qty.	Wt. Ea. (lbs.)	List Price (EA)	Product Class
	351	3" Polyethylene Corrugated Adapter (HUB X S&D SPT)	White	50	0.10	5.97	30ST
	451	4" Polyethylene Corrugated Adapter (HUB X S&D SPT)	White	25	0.20	7.04	30ST
	651	6" Polyethylene Corrugated Adapter (HUB X S&D SPT)	White	12	0.25	8.34	30ST

Riser Pipe




	Part No.	Description	Color	Pkg. Qty.	Wt. Ea. (lbs.)	List Price (EA)	Product Class
ABS	66	6"X2' ABS Riser Pipe	Black	4	3.00	28.75	30AB
PVC	66P	6"X2' PVC Riser Pipe	White	4	4.70	22.66	90WP


Note: All dimensions are nominal. All weights are for shipping purposes only.

Down Spout Adapter

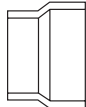
PVC for Standard Sewer and Drain Pipe

				Color	Pkg. Qty.	Wt. Ea. (lbs.)	List Price (EA)	Product Class
	PVC	9P03	2"X3"X3" PVC Down Spout Adapter	White	40	0.42	3.89	30PV
		9P04	2"X3"X4" PVC Down Spout Adapter	White	30	0.53	4.16	30PV
		9P06	3"X4"X4" PVC Down Spout Adapter	White	30	0.50	7.41	30PV
		9P10	4"X6"X6" PVC Offset Down Spout Adapter	White	8	1.00	23.97	30PV
	STYRENE	903	2"X3"X3" Styrene Down Spout Adapter	White	40	0.33	4.33	30ST
		904	2"X3"X4" Styrene Down Spout Adapter	White	30	0.40	3.68	30ST
		906	3"X4"X4" Styrene Down Spout Adapter	White	30	0.40	7.69	30ST

PVC for DWV or Sch. 40 Pipe

PVC for DWV or Sch. 40 Pipe								
	Part No.	Description	Color	Pkg. Qty.	Wt. Ea. (lbs.)	List Price (EA)	Product Class	
	PVC							
	9P07	2"X3"X3" PVC Down Spout Adapter	White	40	0.30	5.33	30PV	
	9P08	2"X3"X4" PVC Down Spout Adapter	White	30	1.10	5.49	30PV	
	9P09	3"X4"X4" PVC Down Spout Adapter	White	30	0.44	8.69	30PV	


DWV to Sewer and Drain Adapter



	Part No.	Description	Color	Pkg. Qty.	Wt. Ea. (lbs.)	List Price (EA)	Product Class
<div>ABS</div>	3012	3"X4" ABS DWV to Sewer and Drain Adapter (DWV HUB X S&D HUB)	Black	50	0.38	5.73	30AB
	3015	3"X3" ABS DWV to Sewer and Drain Adapter (DWV HUB X S&D HUB)	Black	60	0.35	6.23	30AB
	3016	4"X4" ABS DWV to Sewer and Drain Adapter (DWV HUB X S&D HUB)	Black	30	0.63	7.18	30AB
	3017	3"X4" ABS DWV to Sewer and Drain Adapter (DWV HUB X S&D SPT)	Black	30	0.40	5.59	30AB
	<div>PVC</div>	3P12	3"X4" PVC DWV to Sewer and Drain Adapter (DWV HUB X S&D HUB)	White	50	0.50	4.72
	3P15	3"X3" PVC DWV to Sewer and Drain Adapter (DWV HUB X S&D HUB)	White	60	0.41	5.11	30PV
	3P16	4"X4" PVC DWV to Sewer and Drain Adapter (DWV HUB X S&D HUB)	White	30	0.80	6.80	30PV
	3P17	3"X4" PVC DWV to Sewer and Drain Adapter (DWV HUB X S&D SPT)	White	30	0.50	4.72	30PV

DWV to Sewer and Drain Adapter Bushing

DWV to Sewer and Drain Adapter Bushing

	Part No.	Description	Color	Pkg. Qty.	Wt. Ea. (lbs.)	List Price (EA)	Product Class	
	ABS	2841	3" ABS DWV to S&D Adapter Bushing (DWV SPT X S&D HUB)	Black	50	0.10	3.26	30AB
		2842	4" ABS DWV to S&D Adapter Bushing (DWV SPT X S&D HUB)	Black	25	0.16	4.09	30AB
	PVC	2P41	3" PVC DWV to S&D Adapter Bushing (DWV SPT X S&D HUB)	White	50	0.12	3.48	30PV
		2P42	4" PVC DWV to S&D Adapter Bushing (DWV SPT X S&D HUB)	White	25	0.24	5.11	30PV
		2P43	6" PVC DWV to S&D Adapter Bushing (DWV SPT X S&D HUB)	White	20	0.70	20.43	30PV

Note: All dimensions are nominal. All weights are for shipping purposes only.

SOLVENT WELD FITTINGS

Reducer Bushing (SCH.40 HUBxS&D SPT)



	Part No.	Description	Color	Pkg. Qty.	Wt. Ea. (lbs.)	List Price (EA)	Product Class
PVC	532	2"X3" PVC Reducer Bushing (SCH 40 HUB X S&D SPT)	White	20	0.20	7.93	30PV
	533	2"X4" PVC Reducer Bushing (SCH 40 HUB X S&D SPT)	White	20	0.35	8.21	30PV

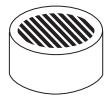
Reducer Bushing (6 inch S&D SPT)



	Part No.	Description	Color	Pkg. Qty.	Wt. Ea. (lbs.)	List Price (EA)	Product Class
PVC	643	6"X4"X3" PVC Reducer Bushing (6" S&D SPT)	White	20	0.75	13.01	30ST

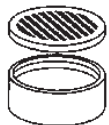
Pool Accessories

Drain Grate



	Part No.	Description	Color	Pkg. Qty.	Wt. Ea. (lbs.)	List Price (EA)	Product Class
ABS	9012	3" ABS Drain Grate (S&D SPT)	White	50	0.12	3.08	30AB
	9011	4" ABS Drain Grate (S&D SPT)	White	25	0.24	3.38	30AB
PVC	9P12	3" PVC Drain Grate (S&D SPT)	White	50	0.16	4.03	30PV
	9P11	4" PVC Drain Grate (S&D SPT)	White	25	0.36	4.03	30PV
STYRENE	912	3" Styrene Drain Grate (S&D SPT)	White	50	0.12	2.51	30ST
	911	4" Styrene Drain Grate (S&D SPT)	White	25	0.24	3.52	30ST

Deck Drain



	Part No.	Description	Color	Pkg. Qty.	Wt. Ea. (lbs.)	List Price (EA)	Product Class
STYRENE	WC100	3" Styrene Deck Drain (3" S&D HUB)	White	50	0.16	7.12	30ST
	WC100G	3" Styrene Deck Drain (3" S&D HUB)	Gray	50	0.16	7.12	30ST
	WC100T	3" Styrene Deck Drain (3" S&D HUB)	Tan	50	0.16	7.12	30ST

Deck Drain Adapter



	Part No.	Description	Color	Pkg. Qty.	Wt. Ea. (lbs.)	List Price (EA)	Product Class
STYRENE	WC150	2" Styrene Deck Drain Adapter (2" SCH. 40 HUB)	White	10	0.70	4.08	30ST

Pool Back Flush Fitting



	Part No.	Description	Color	Pkg. Qty.	Wt. Ea. (lbs.)	List Price (EA)	Product Class
	650	4" Polyethylene Pool Back Flush Fitting (Includes 4" grate.)	Black	35	0.16	22.35	30ST

Note: All dimensions are nominal. All weights are for shipping purposes only.

DFW BY NDS FLEXIBLE COUPLINGS AND CONNECTORS

- Choose the high-quality couplings and connectors that easily adapt to any situation.
- Innovative, flexible couplings for sewer, drain, waste and vent piping allow any two pipes to be connected quickly and easily.
- Dimensional flexibility ensures leakproof seals with virtually any pipe material.
- Utility and plumbing applications.

Details

- Couplings and connectors fit over the ends of plain-end or spigot pipe to form a positive seal against infiltration and exfiltration in non-pressure environments.
- Durable PVC construction allows couplings to flex with normal earth movement.
- Completely unaffected by soil conditions and resistant to chemicals, UV rays and normal sewer gases.

Materials and Standards

- Flexible couplings are made of elastometric polyvinyl chloride (PVC) for long-lasting performance and durability.
- Bactericides and fungicides are added to PVC for extra protection.
- All DFW by NDS clamps, including the band and housing, are made from series 300 stainless steel, offering corrosion-resistant, rust-proof reliability.
- DFW by NDS Flexible Couplings have listings from the following code agencies: BOCA (Building Officials & Code Administrators International, Inc.), CSA (Canadian Standards Association), IAPMO (International Association of Plumbing and Mechanical Officials), and SBCCI (SBCCI-Public Safety Testing and Evaluation Services, Inc.)

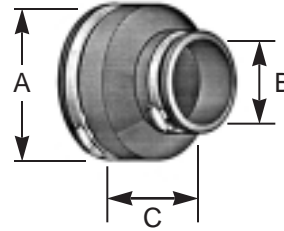
Installation

- Clamps install easily with a screwdriver, 5/16" nut driver or socket to 60" pounds torque.
- All couplings are marked with size and pipe materials that the coupling will connect, eliminating guesswork on the job.

DFW BY NDS FLEXIBLE COUPLING SIZING CHART

- All dimensions given in inches and mm.
- Couplings available to connect 1-1/4" to 15" pipe.
- 300 Series stainless steel clamps supplied with all couplings.
- All couplings will fit any pipe type within +/- 5% OD on chart

* Denotes couplings supplied with reducer.



Clay to Clay

Part Number	A		B		C		Weight	List Price (EA)	Product Class
	Inches	mm	Inches	mm	Inches	mm			
DFW01-44	5.25	133	5.25	133	4.00	101	1.27	9.61	45CO
DFW01-55	USE PART NO. DFW 56-66								
DFW01-64	7.38	187	5.25	133	6.00	152	2.33	22.33	45CO
DFW01-66	7.52	191	7.52	191	6.00	152	2.33	20.54	45CO
DFW01-86	9.65	245	7.38	187	6.00	152	3.00	35.32	45CO
DFW01-88	9.65	245	9.65	245	6.00	152	3.11	31.59	45CO
DFW01-1010	11.73	298	11.73	298	6.00	152	4.50	43.92	45CO
DFW01-1212	14.38	365	14.38	365	6.00	152	4.66	51.26	45CO
DFW01-1515	17.85	453	17.85	453	6.00	152	5.66	87.91	45CO

Clay to Cast Iron or Plastic

Part Number	A		B		C		Weight	List Price (EA)	Product Class
	Inches	mm	Inches	mm	Inches	mm			
DFW02-43	5.25	133	3.38	85	4.00	101	1.25	9.82	45CO
DFW02-E44	5.25	133	4.38	111	4.00	101	1.45	9.92	45CO
DFW02-44	5.25	133	4.38	111	4.00	101	1.04	9.61	45CO
DFW02-E46	5.25	133	6.38	162	6.00	152	2.11	23.76	45CO
DFW02-55	USE PART NO. DFW 56-65								
DFW02-E64	7.38	187	4.38	111	6.00	152	2.44	23.76	45CO
DFW02-64	7.38	187	4.38	111	6.00	152	2.50	22.33	45CO
DFW02-65	USE PART NO. DFW 04-64								
DFW02-E66	7.38	187	6.38	162	6.00	152	2.38	21.33	45CO
DFW02-66	7.38	187	6.38	162	6.00	152	2.38	20.54	45CO
DFW02-84	9.65	245	4.38	111	6.00	152	5.37	45.59	45CO
DFW02-86	9.65	245	6.38	162	6.00	152	3.12	35.32	45CO
DFW02-E88	9.65	245	8.50	215	6.00	152	3.12	32.85	45CO
DFW02-88	9.65	245	8.50	215	6.00	152	3.16	31.59	45CO
DFW02-108	11.80	299	8.50	215	6.00	152	12.50	49.70	45CO
DFW02-1010	11.80	299	10.60	269	6.00	152	4.00	43.92	45CO
DFW02-1212	14.38	365	12.60	320	6.00	152	5.20	51.25	45CO
DFW02-1515	17.85	453	15.40	391	6.00	152	6.00	87.91	45CO
DFW02-2121	21.90	556	21.90	556	10.00	254	N/A	247.32	45CO

Clay to Asbestos Cement, Fibre, Ductile Iron

Part Number	A		B		C		Weight	List Price (EA)	Product Class
	Inches	mm	Inches	mm	Inches	mm			
DFW03-44	5.00	127	4.75	120	6.00	152	1.75	9.61	45CO
DFW03-66	7.38	187	7.00	177	6.00	152	2.41	19.52	45CO
DFW03-88	9.65	245	9.12	231	6.00	152	3.25	31.75	45CO
DFW03-1010	11.80	299	11.12	282	6.00	152	4.00	45.00	45CO
DFW03-1212	14.38	365	13.20	335	6.00	152	4.60	53.81	45CO

Concrete to Concrete

Part Number	A		B		C		Weight	List Price (EA)	Product Class
	Inches	mm	Inches	mm	Inches	mm			
DFW04-44	5.62	142	5.62	142	6.00	152	1.91	9.61	45CO
DFW04-64	7.80	198	5.62	142	6.00	152	2.25	22.83	45CO
DFW04-66	7.80	198	7.80	198	6.00	152	2.50	21.23	45CO
DFW04-88	10.25	260	10.25	260	6.00	152	3.25	32.64	45CO
DFW04-1010	USE PART NO. DFW 01-1010								
DFW04-1212	USE PART NO. DFW 56-1212								

Concrete to Cast Iron or Plastic

Part Number	A		B		C		Weight	List Price (EA)	Product Class
	Inches	mm	Inches	mm	Inches	mm			
DFW06-44	5.62	142	4.38	111	4.00	101	1.66	9.61	45CO
DFW06-44W	5.62	142	4.38	111	4.00	101	1.67	15.49	45CO
DFW06-64	7.80	198	4.38	111	6.00	152	2.41	22.33	45CO

Note: All dimensions are nominal. All weights are for shipping purposes only.

DFW BY NDS FLEXIBLE COUPLING SIZING CHART

Concrete to Cast Iron or Plastic (continued)

Part Number	A		B		C		Weight	List Price (EA)	Product Class
	Inches	mm	Inches	mm	Inches	mm			
DFW06-66	7.80	198	6.38	162	6.00	152	2.58	21.04	45CO
DFW06-88	10.25	260	8.50	215	6.00	152	3.33	31.59	45CO
*DFW06-108	12.09	327	8.50	215	6.00	152	12.50	51.57	45CO
DFW06-1010	12.90	327	10.60	269	6.00	152	4.00	43.92	45CO
DFW06-1212	15.40	391	12.60	320	6.00	152	4.50	51.25	45CO
DFW06-1515	15.25	387	15.25	387	6.00	152	N/A	214.37	45CO

Asbestos Cement, Fibre, or Ductile Iron to Cast Iron or Plastic

Part Number	A		B		C		Weight	List Price (EA)	Product Class
	Inches	mm	Inches	mm	Inches	mm			
DFW51-44	4.75	120	4.38	111	4.00	101	1.08	9.61	45CO
DFW51-44W	4.75	120	4.38	111	4.00	101	1.08	3.40	45CO
DFW51-54	5.90	149	4.38	111	6.00	152	1.21	17.97	45CO
DFW51-55	5.90	149	5.62	142	6.00	152	1.56	16.13	45CO
DFW51-64	7.00	177	4.38	111	6.00	152	2.22	22.33	45CO
DFW51-66	7.00	177	6.38	162	6.00	152	2.73	20.54	45CO
DFW51-E88	9.12	231	8.50	215	6.00	152	3.67	32.85	45CO
DFW51-88	9.12	231	8.50	215	6.00	152	3.50	31.59	45CO
*DFW51-108	11.12	282	8.50	215	6.00	152	11.00	51.57	45CO
DFW51-1010	11.12	282	10.60	269	6.00	152	4.00	43.92	45CO
DFW51-1212	13.20	335	12.60	320	6.00	152	5.33	51.25	45CO

Asbestos Cement, Fibre, or Ductile Iron to Asbestos Cement, Fibre, or Ductile Iron

Part Number	A		B		C		Weight	List Price (EA)	Product Class
	Inches	mm	Inches	mm	Inches	mm			
DFW55-44	4.75	120	4.75	120	6.00	152	1.57	9.61	45CO
DFW55-64	7.00	177	4.75	120	6.00	152	1.92	23.45	45CO
DFW55-66	7.10	180	7.10	180	6.00	152	2.33	21.56	45CO
DFW55-88	9.12	231	9.12	231	6.00	152	3.33	33.18	45CO
DFW55-1010	11.12	282	11.12	282	6.00	152	4.50	45.00	45CO
DFW55-1212	13.20	335	13.20	335	6.00	152	5.33	53.81	45CO

Cast Iron, Plastic, Copper, Steel, or Lead to Cast Iron, Plastic, Copper, Steel or Lead

Part Number	A		B		C		Weight	List Price (EA)	Product Class
	Inches	mm	Inches	mm	Inches	mm			
DFW56-125	1.65	40	1.65	40	4.00	101	0.36	4.95	45CO
DFW56-150/125	1.90	48	1.65	40	4.00	101	0.41	5.47	45CO
DFW56-150	1.90	48	1.90	48	4.00	101	0.41	5.27	45CO
DFW56-2150	2.40	60	1.90	48	4.00	101	0.51	6.00	45CO
DFW56-22	2.40	60	2.40	60	4.00	101	0.50	5.68	45CO
*DFW56-3150	3.38	85	1.90	48	4.00	101	0.81	9.25	45CO
DFW56-32	3.38	85	2.40	60	4.00	101	0.71	7.10	45CO
DFW56-33	3.38	85	3.38	85	4.00	101	0.75	7.68	45CO
DFW56-33W	3.38	85	3.38	85	4.00	101	0.76	10.78	45CO
*DFW56-4150	4.38	111	1.90	48	4.00	101	1.10	13.50	45CO
DFW56-42	4.38	111	2.40	60	4.00	101	0.93	12.40	45CO
DFW56-E43	4.38	111	3.38	85	4.00	101	1.37	10.75	45CO
DFW56-43	4.38	111	3.38	85	4.00	101	1.08	10.34	45CO
DFW56-43W	4.38	111	3.38	85	4.00	101	0.83	14.64	45CO
DFW56-44	4.42	112	4.42	112	4.00	101	1.66	9.61	45CO
DFW56-44W	4.42	112	4.42	112	4.00	101	1.17	16.15	45CO
DFW56-54	USE PART NO. DFW 06-44								
DFW56-55	5.62	142	5.62	142	4.00	101	1.38	15.05	45CO
DFW56-63	6.38	162	3.38	85	6.00	152	1.67	27.03	45CO
DFW56-E64	6.38	162	4.38	111	6.00	152	2.20	23.21	45CO
DFW56-64	6.38	162	4.38	111	6.00	152	2.16	22.33	45CO
DFW56-65	6.38	162	5.62	142	6.00	152	1.66	23.65	45CO
DFW56-66	6.38	162	6.38	162	6.00	152	2.13	20.54	45CO
*DFW56-84	8.50	215	4.38	111	6.00	152	5.00	48.35	45CO
DFW56-E86	8.50	215	6.38	162	6.00	152	3.16	36.75	45CO
DFW56-86	8.50	215	6.38	162	6.00	152	3.37	35.32	45CO
DFW56-88	8.50	215	8.50	215	6.00	152	3.50	31.59	45CO
*DFW56-108	10.60	269	8.50	215	6.00	152	6.00	48.10	45CO
DFW56-1010	10.60	269	10.60	269	7.00	178	6.00	43.92	45CO
DFW56-1210	USE PART NO. DFW 06-1010								
DFW56-1212	12.83	326	12.83	326	6.00	152	5.00	51.25	45CO
DFW56-1515	15.40	391	15.40	391	6.00	152	9.00	83.57	45CO

Note: All dimensions are nominal. All weights are for shipping purposes only.

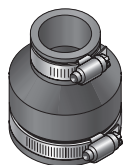


For customer service, please send your fax to: 1-800-726-1998 or call 1-800-726-1994.

DFW BY NDS FLEXIBLE COUPLINGS AND CONNECTORS

Drain and Trap Connectors

DFW by NDS Drain & Trap Connectors are ideal for new installation, alterations and repairs. These Connectors offer a quick, low-cost alternative to gluing or soldering and eliminate the need for special tools or threading. Simply place the ends over the pipes and tighten the stainless steel clamps.



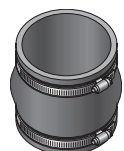
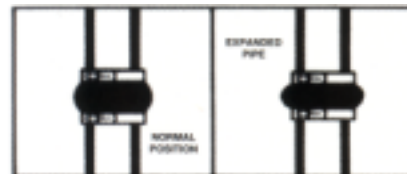
Part No.	Description	Color	Pkg. Qty.	Wt. Ea. (lbs.)	List Price (EA)	Product Class
DFW57-125	1 1/4" or 1 1/2" Drain Piping x 1 1/4" or 1 1/2" Drain Piping	Black	180	0.17	2.98	45CO
DFW57-125/125	1 1/4" DWV or 1 1/2" Copper x 1 1/4" or 1 1/2" Drain Piping	Black	140	0.22	3.25	45CO
DFW57-150/125	1 1/2" DWV or 1 1/2" Copper x 1 1/4" or 1 1/2" Drain Piping	Black	120	0.25	3.64	45CO
DFW57-2150	2" DWV x 1 1/4" or 1 1/2" Drain Piping	Black	140	0.27	4.80	45CO

Large Diameter Couplings

Large Diameter couplings are available through NDS. The large couplings are engineered for use with all the common pipe material: clay, concrete, cast iron, plastic, fiberglass, ductile iron, and asbestos/cement. When ordering please remember to provide the exact O.D. size in inches for both pipes. A difference of 6" between the two pipe O.D. sizes cannot be made. Please call for details 1-800-726-1994.

Expansion Joints

DFW by NDS flexible expansion joints have a one-piece design which allows for the thermal contraction and expansion of drain, waste and vent. These couplings are maintenance free and rust-proof. They are secured by series 300 stainless steel clamps. DFW expansion joints are made of tough elastomeric polyvinyl chloride (PVC). They are strong and resilient. Available in 2" and 3" sizes.



Part No.	Description	Color	Pkg. Qty.	Wt. Ea. (lbs.)	List Price (EA)	Product Class
DFW-XJ2	2" Expansion Joints	Black	36	0.53	9.95	45CO
DFW-XJ3	3" Expansion Joints	Black	24	0.67	10.80	45CO

Clamps for Flexible Couplings

Part No.	CLAMP MIN & MAX DIAMETERS & OVERALL LENGTH					PkgQty	List Price (EA)	Product Class
	MAX DIA.	MIN DIA	LENGTH	Color	Weight			
33H020 CLAMP	1.75"	.75"	6-1/2"	Stainless Steel	0.05	500	1.52	45CO
33H028 CLAMP	2.25"	1.00"	8"	Stainless Steel	0.05	500	1.64	45CO
33H032 CLAMP	2.50"	1.00"	8-3/4"	Stainless Steel	0.05	400	1.68	45CO
33H040 CLAMP	3.00"	2.06"	10-3/8"	Stainless Steel	0.05	400	1.89	45CO
33H056 CLAMP	4.00"	1.00"	13-1/2"	Stainless Steel	0.10	300	2.02	45CO
33H064 CLAMP	4.50"	2.50"	15"	Stainless Steel	0.10	200	2.10	45CO
33H072 CLAMP	5.00"	2.00"	16-3/4"	Stainless Steel	0.10	200	2.31	45CO
33H080 CLAMP	5.50"	2.57"	18-1/4"	Stainless Steel	0.10	200	2.42	45CO
33H088 CLAMP	6.00"	2.00"	19-3/4"	Stainless Steel	0.10	200	2.52	45CO
33H104 CLAMP	7.00"	2.00"	23"	Stainless Steel	0.10	100	2.77	45CO
33H116 CLAMP	7.75"	1.75"	25"	Stainless Steel	0.10	100	2.99	45CO
33H132 CLAMP	8.75"	6.75"	28-3/4"	Stainless Steel	0.15	100	3.15	45CO
33H152 CLAMP	10.00"	4.00"	32-3/8"	Stainless Steel	0.15	100	3.31	45CO
33H164 CLAMP	10.75"	1.75"	34-5/8"	Stainless Steel	0.15	100	3.41	45CO
33H188 CLAMP	12.25"	6.25"	39-1/2"	Stainless Steel	0.15	100	3.78	45CO
33H212 CLAMP	13.75"	11.75"	44"	Stainless Steel	0.20	100	4.94	45CO
33H224 CLAMP	14.50"	8.50"	46-1/4"	Stainless Steel	0.20	100	4.99	45CO
33H236 CLAMP	15.25"	13.25"	48-3/4"	Stainless Steel	0.20	100	5.15	45CO
33H270 CLAMP	17.38"	15.38"	55-5/8"	Stainless Steel	0.25	100	5.62	45CO
33H296 CLAMP	19.0"	17.0"	60-5/8"	Stainless Steel	0.25	100	7.00	45CO
33H250 CLAMP	12.62"	8.75"	40-1/2"	Stainless Steel	0.25	100	16.59	45CO
33S248 CLAMP	16"	3.625"	51-1/2"	Stainless Steel	0.25	100	4.42	45FS


Note: All dimensions are nominal. All weights are for shipping purposes only.

DFW BY NDS CONNECTORS AND O-RINGS

DFW by NDS Connectors for sewer pipe joints and drain waste & vent piping allow several points of seal between most types of sockets, hubs, bells and spigots. DFW Connectors are donut-shaped rings made of tough elastomeric polyvinyl chloride (pvc) and are available in a range of sizes up to 6". They install quickly and easily and offer the dimensional flexibility that ensures leak proof seals. They are also resistant to chemicals, fungus growth and normal sewer gases due to the inert nature and physical properties of the material. DFW O-Rings provide a quick and easy connection between most 4" house pipe and 6" sewer pipe.


NOTE: Connectors may not perform as intended due to improper or insufficient description of the pipes being connected or changes in pipe dimensions or design by the various manufacturers.

SV Cast Iron Connectors



Part No.	Description	Color	Pkg. Qty.	Wt. Ea. (lbs.)	List Price (EA)	Product Class
DFW22U-139	2" x 1-1/2" SV HUB x Sch40 (DWV) or Sch40 Steel	Black	90	0.44	4.09	45CO
DFW22U-205	2" x 2" SV HUB x Sch40 (DWV) or Sch40 Steel or C.I.XH	Black	90	0.28	3.63	45CO
DFW33U-139	3" x 1-1/2" SV HUB x Sch40 (DWV) or Sch40 Steel	Black	40	0.95	5.85	45CO
DFW33U-205	3" x 2" SV HUB x Sch40 (DWV) or Sch40 Steel or C.I.XH	Black	40	0.83	5.55	45CO
DFW33U-301	3" x 3" SV HUB x Sch40 (DWV) or Sch40 Steel	Black	75	0.43	5.00	45CO
DFW33U-305	3" x 3" SV HUB x Sch40 (DWV) or Sch40 Steel or C.I.XH	Black	75	0.28	4.55	45CO
DFW44U-139	4" x 1-1/2" SV HUB x Sch40 (DWV) or Sch40 Steel	Black	20	1.90	8.65	45CO
DFW44U-205	4" x 2" SV HUB x Sch40 (DWV) or Sch40 Steel or C.I.XH	Black	25	1.32	8.45	45CO
DFW44U-301	4" x 3" SV HUB x Sch40 (DWV) or Sch40 Steel	Black	35	1.29	6.59	45CO
DFW44U-305	4" x 3" SV HUB x Sch40 (DWV) or Sch40 Steel or C.I.XH	Black	35	1.22	6.00	45CO
DFW44U-401	4" x 4" SV HUB x Sch40 (DWV) or Sch40 Steel	Black	35	0.74	5.35	45CO
DFW44U-405	4" x 4" SV HUB x Sch40 (DWV) or Sch40 Steel or C.I.XH	Black	35	0.48	4.85	45CO
DFW66U-139	6" x 1-1/2" SV HUB x Sch40 (DWV) or Sch40 Steel	Black	10	4.50	12.35	45CO
DFW66U-205	6" x 2" SV HUB x Sch40 (DWV) or Sch40 Steel or C.I.XH	Black	10	3.80	11.98	45CO
DFW66U-301	6" x 2" SV HUB x Sch40 (DWV) or Sch40 Steel	Black	10	3.60	10.50	45CO
DFW66U-305	6" x 2" SV HUB x Sch40 (DWV) or Sch40 Steel or C.I.XH	Black	10	4.00	10.50	45CO
DFW66U-401	6" x 2" SV HUB x Sch40 (DWV) or Sch40 Steel	Black	10	3.50	9.40	45CO
DFW66U-405	6" x 4" SV HUB x Sch40 (DWV) or Sch40 Steel or C.I.XH	Black	10	2.70	9.40	45CO

XH Cast Iron Connectors




Part No.	Description	Color	Pkg. Qty.	Wt. Ea. (lbs.)	List Price (EA)	Product Class
DFW22UX-139	2" x 1-1/2" XH HUB x Sch40 (DWV) or Sch40 Steel	Black	60	0.55	4.09	45CO
DFW22UX-205	2" x 4" XH HUB x Sch40 (DWV) or Sch40 Steel or C.I.XH	Black	60	0.40	3.63	45CO
DFW44UX-139	4" x 1-1/2" XH HUB x Sch40 (DWV) or Sch40 Steel	Black	20	2.05	8.65	45CO
DFW44UX-205	4" x 2" XH HUB x Sch40 (DWV) or Sch40 Steel or C.I.XH	Black	20	1.95	8.45	45CO
DFW44UX-301	4" x 2" XH HUB x Sch40 (DWV) or Sch40 Steel or C.I.XH	Black	25	1.36	6.59	45CO
DFW44UX-305	4" x 3" XH HUB x Sch40 (DWV) or Sch40 Steel	Black	25	1.24	6.00	45CO
DFW44UX-401	4" x 4" XH HUB x Sch40 (DWV) or Sch40 Steel or C.I.XH	Black	35	0.89	5.35	45CO
DFW44UX-405	4" x 4" XH HUB x Sch40 (DWV) or Sch40 Steel	Black	35	0.63	4.85	45CO


Note: All dimensions are nominal. All weights are for shipping purposes only.

DFW BY NDS CONNECTORS AND O-RINGS


Clay Connectors Clow, Dickey and Logan

	Part No.	Description	Color	Pkg. Qty.	Wt. Ea. (lbs.)	List Price (EA)	Product Class
	DFW608-301	6" x 3" Clay Bell x C.I.SV or C.I.NH or ABS/PVC S&D	Black	10	2.90	18.50	45CO
	DFW608-305	6" x 3" Clay Bell x C.I.XH or ABS/PVC DWV	Black	10	2.70	18.50	45CO
	DFW608-401	6" x 4" Clay Bell x C.I.SV or C.I.NH or ABS/PVC S&D	Black	10	2.70	15.05	45CO
	DFW608-405	6" x 4" Clay Bell x C.I.XH or ABS/PVC DWV	Black	10	2.10	15.05	45CO
	DFW608-601	6" x 6" Clay Bell x C.I.SV or C.I.NH or S&D	Black	12	1.00	10.58	45CO
	DFW608-609	6" x 6" Clay Bell x ABS/PVC DWV	Black	12	0.92	10.58	45CO
	DFW408-301	4" x 3" Clay Bell x C.I.SV or C.I.NH or ABS/PVC S&D	Black	30	1.23	9.40	45CO
	DFW408-305	4" x 3" Clay Bell x C.I.XH or ABS/PVC DWV	Black	30	0.97	9.40	45CO
	DFW408-401	4" x 4" Clay Bell x C.I.SV or C.I.NH or ABS/PVC S&D	Black	30	0.70	6.35	45CO
	DFW408-405	4" x 4" Clay Bell x C.I.XH or ABS/PVC DWV	Black	40	0.68	6.35	45CO


Clay O-Ring-Brockway and Larson

	Part No.	Description	Color	Pkg. Qty.	Wt. Ea. (lbs.)	List Price (EA)	Product Class
	DFW490-301	4" x 3" Clay Bell x C.I.SV or C.I.NH or ABS/PVC S&D	Black	25	1.52	9.40	45CO
	DFW490-305	4" x 3" Clay Bell x C.I.XH or ABS/PVC DWV	Black	25	1.40	9.40	45CO
	DFW490-401	4" x 4" Clay Bell x C.I.SV or C.I.NH or S&D	Black	35	1.00	6.35	45CO
	DFW490-405	4" x 4" Clay Bell x C.I.XH or ABS/PVC DWV	Black	35	0.91	6.35	45CO

Clay O-Ring-Superior O-Ring

	Part No.	Description	Color	Pkg. Qty.	Wt. Ea. (lbs.)	List Price (EA)	Product Class
	DFW408-301	4" x 3" Clay Bell x C.I.SV or C.I.NH or ABS/PVC S&D	Black	30	1.23	9.40	45CO
	DFW408-305	4" x 3" Clay Bell x C.I.XH or ABS/PVC DWV	Black	30	0.97	9.40	45CO
	DFW408-401	4" x 4" Clay Bell x C.I.SV or C.I.NH or ABS/PVC S&D	Black	30	0.70	6.35	45CO
	DFW408-405	4" x 4" Clay Bell x C.I.XH or ABS/PVC DWV	Black	40	0.68	6.35	45CO
	DFW696-301	6" x 3" Clay Bell x C.I.SV or C.I.NH or ABS/PVC S&D	Black	10	3.20	18.50	45CO
	DFW696-305	6" x 3" Clay Bell x C.I.XH or ABS/PVC DWV	Black	10	3.10	18.50	45CO
	DFW696-401	6" x 4" Clay Bell x CSV or C.I.NH or S&D	Black	10	3.00	15.05	45CO
	DFW696-405	6" x 4" Clay Bell x C.I.XH or ABS/PVC DWV	Black	10	2.40	15.05	45CO
	DFW696-601	6" x 6" Clay Bell x C.I.SV or C.I.NH or S&D	Black	10	1.40	10.58	45CO
	DFW696-609	6" x 6" Clay Bell x ABS/PVC DWV	Black	10	1.20	10.58	45CO

Clay Connectors-Cantex-Clay

	Part No.	Description	Color	Pkg. Qty.	Wt. Ea. (lbs.)	List Price (EA)	Product Class
	DFW408-412CD	4" x 4" Delta Clay Bell x Clay SPT	Black	30	0.30	6.35	45CO
	DFW608-612CD	6" x 6" Delta Clay Bell x Clay SPT	Black	10	0.60	10.58	45CO


Note: All dimensions are nominal. All weights are for shipping purposes only.

For customer service, please send your fax to: 1-800-726-1998 or call 1-800-726-1994.




DFW BY NDS CONNECTORS AND O-RINGS


Clay O-Rings-Larson and Logan O-Rings

	Part No.	Description	Color	Pkg. Qty.	Wt. Ea. (lbs.)	List Price (EA)	Product Class
	DFW698-301	6" x 3" Clay Bell x C.I.SV or C.I.NH or ABS/PVC S&D	Black	10	4.20	18.50	45CO
	DFW698-305	6" x 3" Clay Bell x C.I.XH or ABS/PVC DWV	Black	10	3.22	18.50	45CO
	DFW698-401	6" x 4" Clay Bell x C.I.SV or C.I.NH or ABS/PVC S&D	Black	10	3.08	15.05	45CO
	DFW698-405	6" x 4" Clay Bell x C.I.XH or ABS/PVC DWV	Black	10	3.30	15.05	45CO
	DFW698-601	6" x 6" Clay Bell x C.I.SV or C.I.NH or S&D	Black	10	2.10	10.58	45CO
	DFW698-609	6" x 6" Clay Bell x ABS/PVC DWV	Black	20	1.70	10.58	45CO

Asbestos Cement Connectors-John Manville and Capco

	Part No.	Description	Color	Pkg. Qty.	Wt. Ea. (lbs.)	List Price (EA)	Product Class
	DFW44U-305	4" x 3" SW Duplex Adapter x C.I.XH or ABS/PVC DWV	Black	35	1.22	6.00	45CO
	DFW44U-401	4" x 4" SW Duplex Adapter x C.I.SV or C.I.NH or ABS/PVC DWV	Black	35	0.74	5.35	45CO
	DFW44U-405	4" x 4" SW Duplex Adapter x C.I.XH or ABS/PVC DWV	Black	35	0.48	4.85	45CO


Concrete Connectors-Bremerton, Everett, or Associated

	Part No.	Description	Color	Pkg. Qty.	Wt. Ea. (lbs.)	List Price (EA)	Product Class
	DFW698-301	6" x 3" Bell x C.I.SV or C.I.NH or ABS/PVC S&D	Black	10	4.20	18.50	45CO
	DFW698-305	6" x 3" Bell x C.I.XH or ABS/PVC DWV	Black	10	3.22	18.50	45CO
	DFW698-401	6" x 4" Bell x C.I.SV or C.I.NH or ABS/PVC S&D	Black	10	3.08	15.05	45CO
	DFW698-405	6" x 4" Bell x C.I.XH or ABS/PVC DWV	Black	10	3.30	15.05	45CO
	DFW698-601	6" x 6" Bell x C.I.SV or C.I.NH or S&D	Black	10	2.10	10.58	45CO
	DFW698-609	6" x 6" Bell x ABS/PVC DWV	Black	20	1.70	10.58	45CO

Bore Donuts

	Part No.	Description	Color	Pkg. Qty.	Wt. Ea. (lbs.)	List Price (EA)	Product Class
	DFW64	6" x 4" Bore Donut	Black	50	0.50	10.24	45CO

Spud Nuts


	Part No.	Description	Color	Pkg. Qty.	Wt. Ea. (lbs.)	List Price (EA)	Product Class
	DFW440-205	4" x 2" Connecting Spud Nut	Black	24	2.00	7.84	45CO
	DFW440-405	4" x 4" Connecting Spud Nut	Black	24	1.25	8.40	45CO
	DFW610-301	6" x 3" Connecting Spud Nut	Black	20	1.56	18.50	45CO
	DFW610-305	6" x 3" Connecting Spud Nut	Black	20	1.39	18.50	45CO
	DFW610-401	6" x 4" Connecting Spud Nut	Black	20	1.17	15.50	45CO
	DFW610-405	6" x 4" Connecting Spud Nut	Black	20	0.95	15.50	45CO

Note: All dimensions are nominal. All weights are for shipping purposes only.

DFW BY NDS CONNECTORS AND O-RINGS


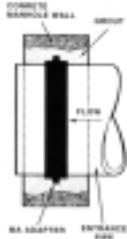
Clean Out or Test Caps

DFW by NDS Clean Out or Test Caps are designed to fit drain, waste, and vent pipe materials. The 1-1/2" thru 4" DFW Caps are designed to fit schedule 40 nominal pipe sizes. The 6" thru 10" DFW Caps are designed to fit SDR 35 nominal pipe sizes. Our caps offer a quick and easy way to cap pipe ends and cleanouts. The reinforced convex face allows the cap to withstand greater pressure for testing and minimize ballooning. They are also low cost and reusable.

	Part No.	Description	Color	Pkg. Qty.	Wt. Ea. (lbs.)	List Price (EA)	Product Class
	DFW-150	1 1/2" Cap	Black	100	0.19	2.47	45CP
	DFW-102	2" Cap	Black	100	0.21	2.90	45CP
	DFW-103	3" Cap	Black	50	0.90	3.67	45CP
	DFW-104	4" Cap	Black	50	0.44	4.69	45CP
	DFW-105	5" Cap	Black	24	0.87	5.81	45CP
	DFW-106	6" Cap	Black	20	0.95	5.96	45CP
	DFW-108	8" Cap	Black	16	1.81	12.05	45CP
	DFW-110	10" Cap	Black	10	2.20	16.80	45CP

Concrete Manhole Cover Adapters

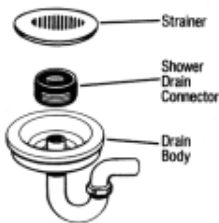
DFW by NDS Concrete Manhole Adapters are made of elastomeric polyvinyl Chloride (pvc) and are available for 4", 6", 8", 10", and 12" pipe. Our adapters help eliminate leaks around pipe entering manhole walls and are flexible enough to permit some lateral pipe movement without compromising the integrity of the seal. However, NDS does not warrant this product as a positive water seal due to the many varying factors that can influence the products effectiveness as a positive seal, such as: field conditions, quality of grout, workmanship and high ground water tables.



Part No.	Description	Color	Pkg. Qty.	Wt. Ea. (lbs.)	List Price (EA)	Product Class
DFW-4MA	4" Manhole Adapter	Black	24	1.00	4.25	45CO
DFW-6MA	6" Manhole Adapter	Black	24	0.62	7.39	45CO
DFW-8MA	8" Manhole Adapter	Black	14	1.00	9.78	45CO
DFW-10MA	10" Manhole Adapter	Black	16	0.75	12.13	45CO
DFW-12MA	12" Manhole Adapter	Black	6	1.50	13.75	45CO
DFW-15MA	15" Manhole Adapter	Black	1	N/A	17.85	45CO

Shower Drain Connectors

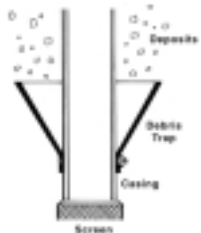
DFW by NDS Shower Drain Connectors are made of elastomeric polyvinyl chloride (pvc) and are designed as a one-piece solution to reduce time and cost on installation. No special tools are required and the need for caulking, gluing, or threading is eliminated. They are designed to connect 2" D.W.V. plastic, steel, Schedule 40 or X.H. cast iron pipe to shower drain bodies.



Part No.	Description	Color	Pkg. Qty.	Wt. Ea. (lbs.)	List Price (EA)	Product Class
SDC-200	2" Shower Drain Connector	Black	140	0.14	2.40	45CO

Debris Trap

DFW by NDS Debris Traps are made of elastomeric polyvinyl chloride (pvc) and are designed to reduce dirt, stones and other in-ground hazards from plugging the critical pump suction area in water wells. The inert nature and physical properties of the material are resistant to chemicals, water and will not crack or become brittle with age.



Part No.	Description	Color	Pkg. Qty.	Wt. Ea. (lbs.)	List Price (EA)	Product Class
DFW700-450WC	4" x 7" Debris Trap for Water Well	Black	20	1.75	13.85	45CO

Note: All dimensions are nominal. All weights are for shipping purposes only.

DFW BY NDS NON-SHEAR COUPLINGS

DFW by NDS Non-Shear Coupling

Engineered for the environment.

The Non-Shear Coupling is a powerful example of NDS' commitment to environmentally safe sewer line installations. This patented coupling design eliminates problems at the joint and can be installed with confidence in areas of unstable soil conditions.

The DFW by NDS Non-Shear Coupling offers the following product benefits:

- Engineered for ecologically sound sewer line installation and repair
- Resists uneven ground loading shear stress due to superior strength PVC elastomer construction and an internally molded insert
- Memory factor eliminates problems of compression set
- Features a pipe stiffener factor two times greater than SDR-35 PVC pipe
- Easily installed with stainless steel series 300 clamps, to 60 inch-lbs. torque

DFW by NDS Pressure-Flex Coupling

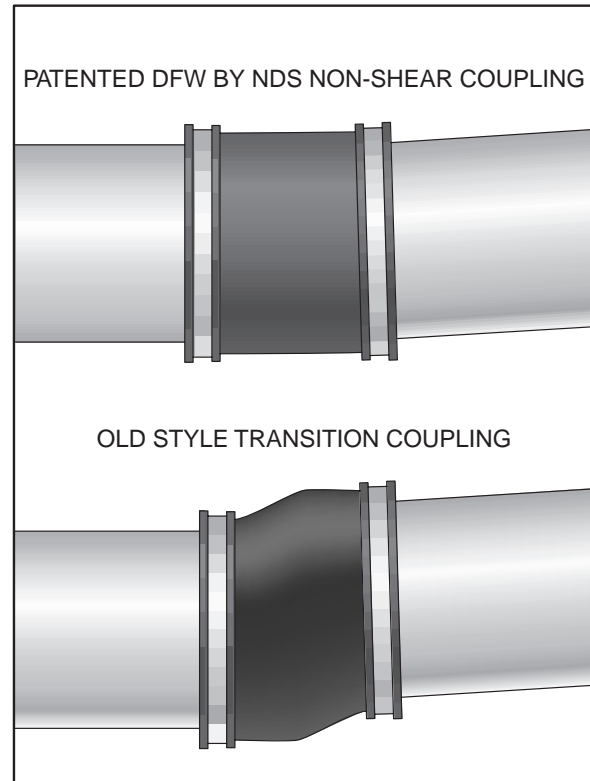
Flexibility-The best way to handle the pressure.

Versatility and flexibility are key to environmentally sound pressure sewer systems. NDS takes the industry lead with the patented design of the DFW by NDS Pressure-Flex Coupling, a proven performer when individual home pressure sewer systems must be installed to eliminate ground contamination problems.

The DFW by NDS Pressure-Flex Coupling offers the following product benefits:

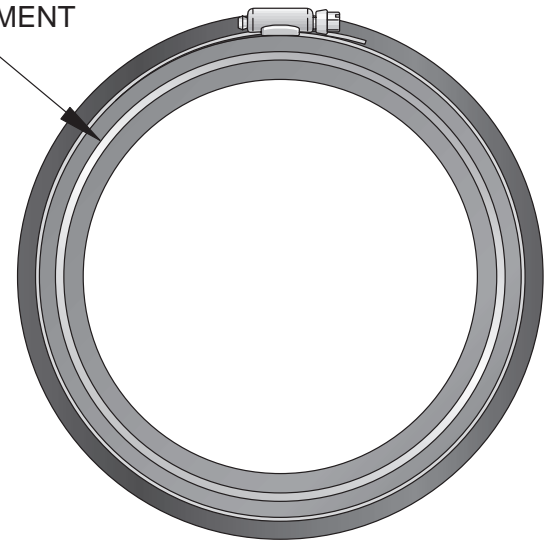
- Engineered for ecologically sound sewer line installation
- Tight flexible joints for low to medium pressure for dimensions of 4" SCH 40 and 6" AWWA C900
- Pressure tested to 150 p.s.i.
- Externally molded compression rings provide extra resistance to "pull-out" and increase the coupling's ability to withstand surges in pressure
- Extra long laying length of 7 1/2 inches provides deep, secure penetration for entering pipes
- Stiffness factor two times that of the pipe it seals
- Coupling insert has a bursting pressure safety factor in excess of 10
- Secured with stainless steel "T" bolt clamps, to 60 inch-lbs. of torque
- Vibration dampner: with the unique design of the Pressure-Flex, this coupling can be used to minimize vibration on the line

COMPARISON LOAD TESTING



DFW BY NDS NON-SHEAR COUPLING

PATENTED
REINFORCEMENT
SLEEVE

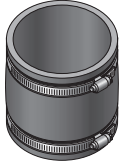


Note: All dimensions are nominal. All weights are for shipping purposes only.

COUPLINGS/SADDLES

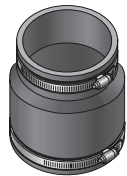
DFW by NDS Non-Shear Couplings

Clay X Clay Non Shear Couplings



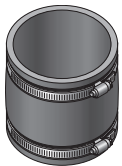
Part No.	Description	Color	Pkg. Qty.	Wt. Ea. (lbs.)	List Price (EA)	Product Class
DFW01-44NS	4" Clay x 4" Clay	Gray	10	2.80	29.35	45NS
DFW01-64NS	6" Clay x 4" Clay	Gray	8	5.80	40.90	45NS
DFW01-66NS	6" Clay x 6" Clay	Gray	8	5.20	44.05	45NS
DFW01-88NS	8" Clay x 8" Clay	Gray	4	6.60	46.15	45NS
DFW01-1010NS	10" Clay x 10" Clay	Gray	3	8.74	59.33	45NS
DFW01-1212NS	12" Clay x 12" Clay	Gray	3	14.80	70.30	45NS

Clay X Plastic Non Shear Couplings



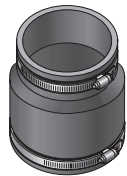
Part No.	Description	Color	Pkg. Qty.	Wt. Ea. (lbs.)	List Price (EA)	Product Class
DFW02-44NS	4" Clay x 4" Plastic	Gray	10	4.00	30.40	45NS
DFW02-64NS	6" Clay x 4" Plastic	Gray	10	6.00	41.95	45NS
DFW02-66NS	6" Clay x 6" Plastic	Gray	12	5.00	37.28	45NS
DFW02-88NS	8" Clay x 8" Plastic	Gray	5	8.00	52.45	45NS
DFW02-1010NS	10" Clay x 10" Plastic	Gray	3	10.40	81.38	45NS
DFW02-1212NS	12" Clay x 12" Plastic	Gray	3	17.80	92.93	45NS

Concrete X Concrete Non Shear Couplings



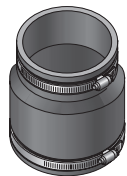
Part No.	Description	Color	Pkg. Qty.	Wt. Ea. (lbs.)	List Price (EA)	Product Class
DFW04-66NS	6" Concrete x 6" Concrete	Gray	8	4.40	37.28	45NS

Concrete X Plastic Non Shear Couplings



Part No.	Description	Color	Pkg. Qty.	Wt. Ea. (lbs.)	List Price (EA)	Product Class
DFW06-44NS	4" Concrete x 4" Plastic	Gray	12	3.50	30.40	45NS
DFW06-64NS	USE PART NO. DFW06-66NS					
DFW06-66NS	6" Concrete x 6" Plastic	Gray	4	6.20	44.05	45NS
DFW06-88NS	8" Concrete x 8" Plastic	Gray	4	7.73	56.18	45NS

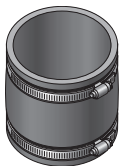
A/C, Fibre, D.I. X Plastic Non Shear Couplings



Part No.	Description	Color	Pkg. Qty.	Wt. Ea. (lbs.)	List Price (EA)	Product Class
DFW51-44NS	4" A/C, Fibre, DI x 4" Plastic	Gray	10	3.20	29.35	45NS
DFW51-66NS	6" A/C, Fibre, DI x 6" Plastic	Gray	8	5.00	39.85	45NS
DFW51-88NS	8" A/C, Fibre, DI x 8" Plastic	Gray	6	7.00	46.15	45NS

Note: All dimensions are nominal. All weights are for shipping purposes only.

Plastic X Plastic Non Shear Couplings



Part No.	Description	Color	Pkg. Qty.	Wt. Ea. (lbs.)	List Price (EA)	Product Class
DFW56-44NS	4" Plastic x 4" Plastic	Gray	12	2.20	27.25	45NS
DFW56-64NS	6" Plastic x 4" Plastic	Gray	6	5.00	35.65	45NS
DFW56-66NS	6" Plastic x 6" Plastic	Gray	12	3.00	30.40	45NS
DFW56-86NS	8" Plastic x 6" Plastic	Gray	4	8.00	47.20	45NS
DFW56-88NS	8" Plastic x 8" Plastic	Gray	8	5.00	39.85	45NS
DFW56-1010NS	10" Plastic x 10" Plastic	Gray	4	7.00	59.33	45NS
DFW56-1212NS	12" Plastic x 12" Plastic	Gray	3	10.00	70.30	45NS

Pressure Flex Couplings

Part No.	Description	Color	Pkg. Qty.	Wt. Ea. (lbs.)	List Price (EA)	Product Class
DFW56-44PF	4" SCH 40 Plastic	Black	12	1.16	38.04	45CO
DFW56-66PF	6" AWWA C900	Black	8	5.50	46.25	45CO

Note: All dimensions are nominal. All weights are for shipping purposes only.

COUPLINGS/SADDLES

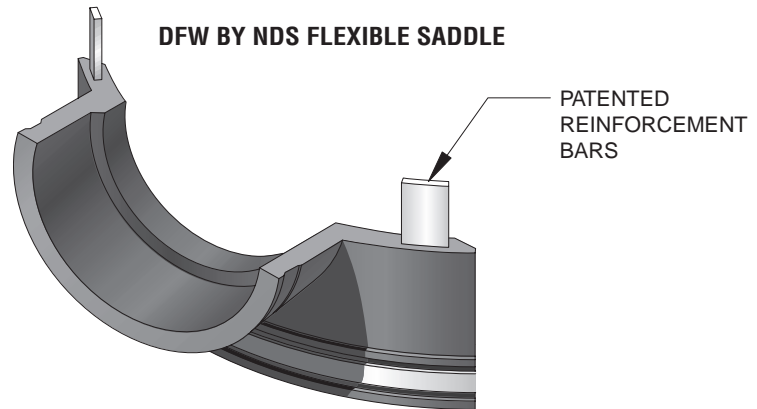
DFW by NDS Flexible Saddle

For superior durability and flexibility, saddle up.

A breakthrough in saddle design, the patented DFW Flexible Saddle demonstrates superior flexibility in more than one way. The saddle's elastomeric construction allows a single description to securely fit 6" sewer main pipe diameters and up. The saddle's flexibility eliminates the need for a large inventory of rigid PVC saddles of various descriptions.

The DFW by NDS Flexible Saddle offers the following product benefits:

- Two configurations, a "Tee" and a "Wye" are available in 4" or 6" inlet descriptions
- Elastomeric construction provides maximum strength and flexibility
- Saddle design will accommodate polyethylene pipe used in slip lining sewer systems
- Inlet range from SCH-40 down to SDR-35 includes standard weight soil pipe
- Stainless steel series 300 clamps ensure tight seal
- Steel reinforced edges prevent distortion when torque is applied to clamps
- Durable design and low unit price make the Flexible Saddle economical and environmentally wise
- Available saddle blanket, attached to pipe prior to saddle installation, will mend imperfections and cracks on clay pipe taps



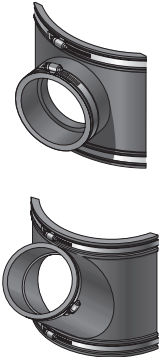
ASTM Material Specification

Test	DFW by NDS Material	ASTM Test Material
Chemical Resistance 1N sulfuric acid 1N hydrochloric acid	No weight loss No weight loss	D543
Tensile Strength Elongation	1000 psi (7/Mpa) min; 200% min. elongation @ break	D412 Die "C"
Duration Hardness	Shore durometer 50 min. to 75 max	D2240
Compression Set	30% max of original deflection	D395, Method B Type 2
Water Absorption	5% max	D471, immersed 7 days @158 Method A
Ozone Resistance	No visible cracking under 7x magnification	D1149, D518 Method A
Oven Aging	75% min of original tensile strength. 65% min of original elongation	D573 (158°F for 70 hours)
Cold Brittleness	Cold brittleness was determined to be -43°C	D476
Tear Strength	125 lbs./in.	D624 Die "C"

Note: All dimensions are nominal. All weights are for shipping purposes only.

DFW BY NDS FLEXIBLE SADDLES

DFW by NDS Flexible Saddles


	Part No.	Description	Color	Pkg. Qty.	Wt. Ea. (lbs.)	List Price (EA)	Product Class
	DFW-4T/C	4" Tees w/ Clamps	Black	12	3.16	34.06	45FS
	DFW-4T/WOC	4" Tees w/o Clamps	Black	12	2.66	29.19	45FS
	DFW-4Y/C	4" Wyes w/ Clamps	Black	6	7.66	42.38	45FS
	DFW-4Y/WOC	4" Wyes w/o Clamps	Black	6	7.12	37.24	45FS
	DFW-6T/C	6" Tees w/ Clamps	Black	6	6.50	45.03	45FS
	DFW-6T/WOC	6" Tees w/o Clamps	Black	6	6.00	40.15	45FS
	DFW-6Y/C	6" Wyes w/ Clamps	Black	4	12.25	53.78	45FS
	DFW-6Y/WOC	6" Wyes w/o Clamps	Black	4	11.75	48.81	45FS
	DFW-4SB/C	4" blanket w/ Clamps	Black	6	4.30	29.19	45FS
	DFW-4SB	4" blanket w/o Clamps	Black	1	4.00	23.10	45FS
	DFW-6X4SR	6" Reducer to 4" Clay Bushings	Black	1	1.00	12.19	45FS

Saddle Clamps

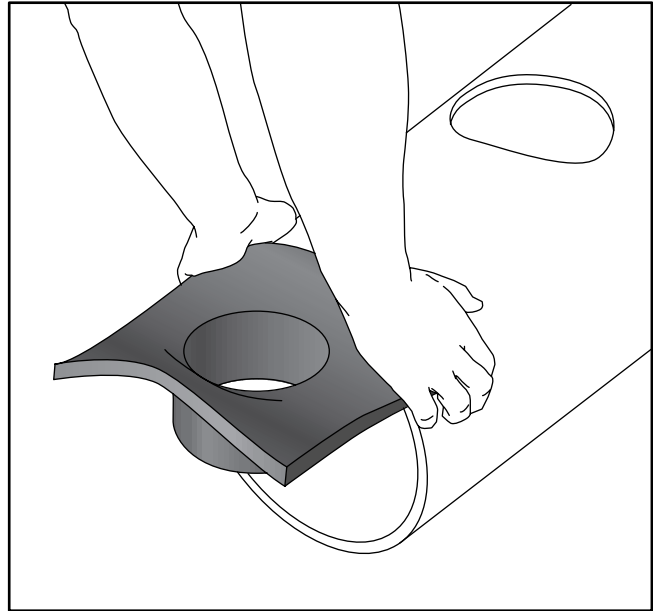
	Part No.	Description	Color	Pkg. Qty.	Wt. Ea. (lbs.)	List Price (EA)	Product Class
	33S248 CLAMP	Clamp for Flexible Coupling	Stainless Steel	100	0.25	4.42	45FS

Note: All dimensions are nominal. All weights are for shipping purposes only.

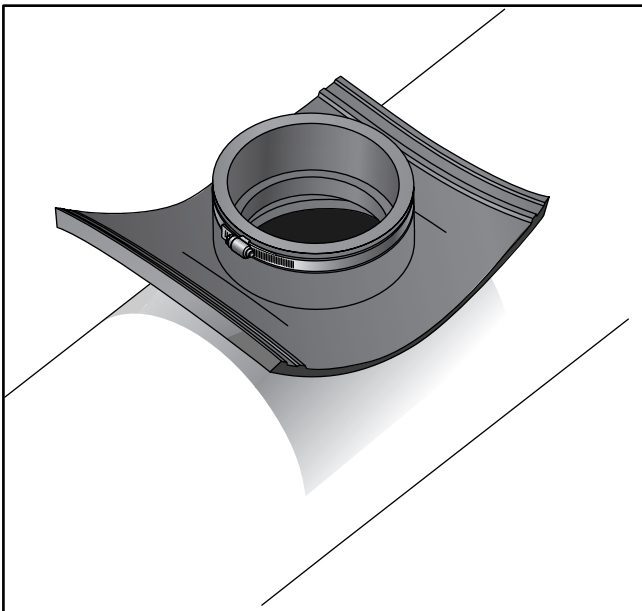
DFW BY NDS FLEXIBLE SADDLE INSTALLATION INSTRUCTIONS



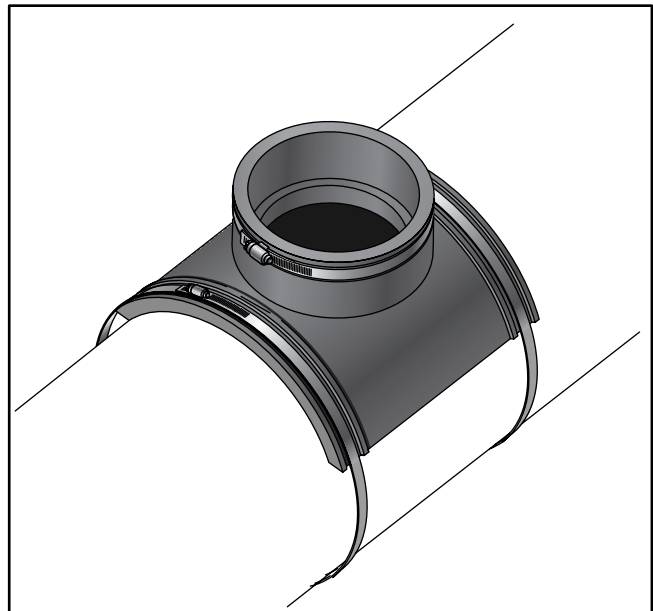
STEP 1: Standard saddle



STEP 2: Invert saddle and press down against the curvature of the pipe to obtain the correct deflection of the skirt as illustrated.



STEP 3: Locate the saddle with the deflected skirt over the tap hole.



STEP 4: Tighten clamps to a minimum of 60 inch-lbs torque. Bed and backfill according to engineer's specifications.

Note: All dimensions are nominal. All weights are for shipping purposes only.

MARKETING MATERIALS

NDS provides top of the line marketing materials to promote all of our product lines. From effective point of sale materials, to smart, informational catalogs and manuals, you will find what you are looking for to help support your marketing efforts.



Catalogs

Also available from NDS:

Equipment Pad Catalog, Drainage Products Catalog, Landscape Product Catalog, Meter Box Catalog, Specialty Valves and Fittings Catalog, Valve Box Catalog and Drip and Micro Irrigation Catalog.



NDSpec

An autocad database of installation details. This CD creates a database of installation drawings accessible by autocad.



Banner

A two color banner with 4 eyelets.
Size is 23" x 45"



Basin Display

An installation display showing a simulated drainage system design with actual product. Size is 24"x48".

TERMS AND CONDITIONS OF SALE

Terms of Payment: Standard terms are 2%, 10 days, NET 30. A 1 1/2% per month (18% per annum) service charge will be added to all past due accounts. All invoices are to be paid in US Currency.

Freight Allowance: CA, AZ, and NV: Freight prepaid on orders of \$650.00 NET or more. Freight prepaid on orders containing only equipment pads of \$1500.00 NET or more. Freight prepaid on flexible couplings only orders of 126 pieces or more. Custom DuraCast only orders freight prepaid on orders of \$2500.00 NET or more.

All other states: Freight prepaid on orders of \$1000.00 NET or more. Freight prepaid on orders containing only equipment pads of \$1500.00 NET or more. Freight prepaid on orders containing only Flo Control Products of \$700.00 NET or more. Freight prepaid on flexible couplings only orders of 126 pieces or more. Custom DuraCast only orders freight prepaid on orders of \$2500.00 NET or more. Custom orders may require a higher prepaid freight level. Prepaid freight levels are based on shipments to one location only. It is the responsibility of the customer to determine if his purchase order meets the minimum freight allowance required. NDS reserves the right to select the carrier and point of shipment.

Canadian Orders: Freight prepaid on orders of \$1,500.00 (US\$) NET or more. Custom DuraCast only orders freight prepaid on orders of \$2500.00 (US\$) NET or more.

Errors & Claims: All claims for shortage in shipment or damaged material must be noted on the "Bill of Lading" and a written request for credit submitted to NDS within 15 days of shipment. NDS responsibility ceases upon delivery to the carrier.

Returned Goods: Returned goods will be accepted only after written approval and shipping instructions are received from NDS. A return goods authorization number is required and must be on all cartons, documents, and correspondence. All returns are subject to a 15% restocking charge, freight cost of returned goods (plus "out freight if applicable"). A higher restocking charge may be assessed against any return requiring extraordinary handling costs.

Minimum Order: \$50.00 minimum order net billing. A 15% broken box charge will be added for other than full box quantities.

Limited One Year Warranty: The liabilities of NDS are limited solely and exclusively to replacement as set forth in our standard "Statement of Warranty", alone and do not include

any liability for incidental, consequential or other damage of any kind whatsoever, whether any claim is based upon theories of contract, warranty, negligence or tort and without any limitations and do not include shipping charges, labor, installation or any other losses or expenses incurred in operation of any replacement specialty item or fitting. NDS drainage products are designed to be used for exterior surface drainage only.

Limited Lifetime Warranty: NDS warrants to the original owner of its NDS catch basins, grates, channel and Pro Series valve boxes, subject to the conditions set forth in this warranty, that NDS catch basins, grates, channel and Pro Series valve boxes will remain free from manufacturing defects.

All NDS products are guaranteed against defects resulting from faulty workmanship or materials. Claims for labor costs and other expenses required to replace defective products or repair of any damage resulting from the use thereof will not be allowed by NDS. Our liability is limited to replacement of products acknowledged by NDS to be defective.

Exclusive Warranties and Remedies: The FOREGOING REMEDIES ARE EXCLUSIVE AND ARE GIVEN AND ACCEPTED IN LIEU OF (I) ANY AND ALL OTHER WARRANTIES, EXPRESSED OR IMPLIED, INCLUDING WITHOUT LIMITATION THE IMPLIED WARRANTIES OF MERCHANTABILITY AND FITNESS FOR PARTICULAR PURPOSE; AND (II) ANY OBLIGATION, LIABILITY, RIGHT, CLAIM OR REMEDY IN CONTRACT OR TORT, WHETHER OR NOT ARISING FROM NDS, INC.'S NEGLIGENCE, ACTUAL OR IMPUTED. The remedies of customer shall be limited to those provided herein to the exclusion of any and all other remedies including, without limitation, incidental or consequential damages. No agreement varying or extending the foregoing warranties or these limitations will be binding on NDS, Inc., unless such is signed in writing by an authorized officer of NDS, Inc.

The liability of NDS, Inc., hereunder shall be limited to restoring to good working order, provided that NDS, Inc., is not required to restore the product to good working order when such failure is due to causes beyond NDS, Inc.'s control, including but not limited to, acts of God, acts of civil or military authority, priorities, strikes, floods, epidemics, war, riots, and other causes that are beyond the manufacturers control.

These provisions are complete and exclusive statements of all terms and conditions between NDS, Inc., and the consumer. These provisions may not be varied, supplemented, qualified or interpreted by any prior course of dealings, written or oral or by trade usage. No NDS, Inc. agent, officer or employee has authority to make any representation, promise or warranty concerning these provisions.



- Catch Basins & Grates
- Channel Drains
- Agrifim Drip Irrigation
- Equipment Pads
- Flo-well Stormwater Leaching Systems

- Flo Control Specialty Fittings
- Flo Control Check Valves
- Flo Control Ball Valves
- Backwater & Diverter Valves
- Sewer & Drain Fittings

- Grass Pavers
- Root Barriers
- Valve & Meter Boxes
- Flexible Couplings
- Flexible Saddles

NDS Product Catalogs

Drainage Catalog • Drip & Micro Irrigation Product Catalog • Equipment Pad Catalog • Fittings Catalog
Landscape Product Catalog • Specialty Valves and Fittings Catalog • Valve and Meter Box Catalog

PARTIAL CLIENT LIST

The White House
Los Angeles Country Club
Pebble Beach
Cypress Point
Spyglass Hill
PGA West Stadium Golf Course
Princeville Golf Course
Ritz Carlton
Santa Barbara Zoo

Sheraton Hotels
Sherwood Country Club
Soldier Field
Del Webb & Sun City Country Clubs
Westin Hotels
Riviera Country Club
Buchtart Gardens
Disney World
Disneyland

Florida University
Harbortown Golf Links
Hyatt Grand Champions
La Quinta Resort
Marriott Hotels
MGM Grand Hotel & Theme Park
Mirage Hotel
Jack La Lane Athletic Clubs
Olympic Training Center

Address/Telephone
P.O. Box 339 • 851 N. Harvard Avenue
Lindsay, CA 93247
Phone: 800-726-1994
Fax: 800-726-1998
International Phone: 559-562-9888
International Fax: 559-562-4488
e-mail: NDS@NDSPRO.com

www.NDSPRO.com

Regional Warehouses:

- Lindsay, CA
- Dallas, TX
- Atlanta, GA
- Seattle, WA
- Philadelphia, PA
- Chicago, IL
- Orlando, FL
- Puerto Rico