



MODEL XPHJ OR Z EXTRUDED PENTHOUSE

Standard Construction:

Available Blade Styles: "J" Blade - XPHJ - 4 (XAJ-4)
"Z" Blade - XPHZ - 4 (XAZ-4)
.081 (2.1 mm) extruded aluminum (6063-T5).
"Z" Blade - XPHZ-6 (XAZ-6)
.100 (2.5 mm) extruded aluminum (6063-T5).
See specific louver sheets for blade angle, spacing and performance.

Roof & Post Corners: .063 formed aluminum.

Screen: Bird screen - 3/4" x .051 (19 mm x 1.3 mm) flattened expanded aluminum. In a removable frame on interior of louver.

Finish: Mill aluminum.

Options:

Mitered Corners.

Roof Insulation: 1/2" (12.7 mm) x 2 lbs. density.

Anticondensate Coating:

Screens: Insect screen - 18"w x 16"h (457 mm x 406 mm) mesh aluminum.

Other: _____

Finish: Prime Coat.

Baked Enamel.

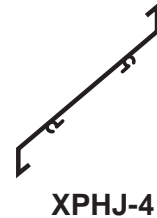
Clear Anodize - 204-R1 and 215-R1

Integral Color Anodize

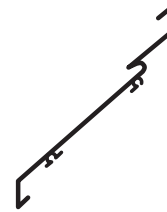
Kynar 500 Enamel.

Other: _____

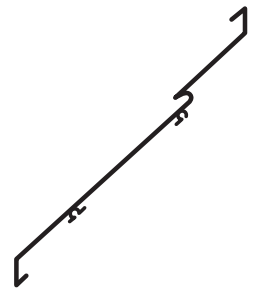
Available Blade Styles



XPHJ-4

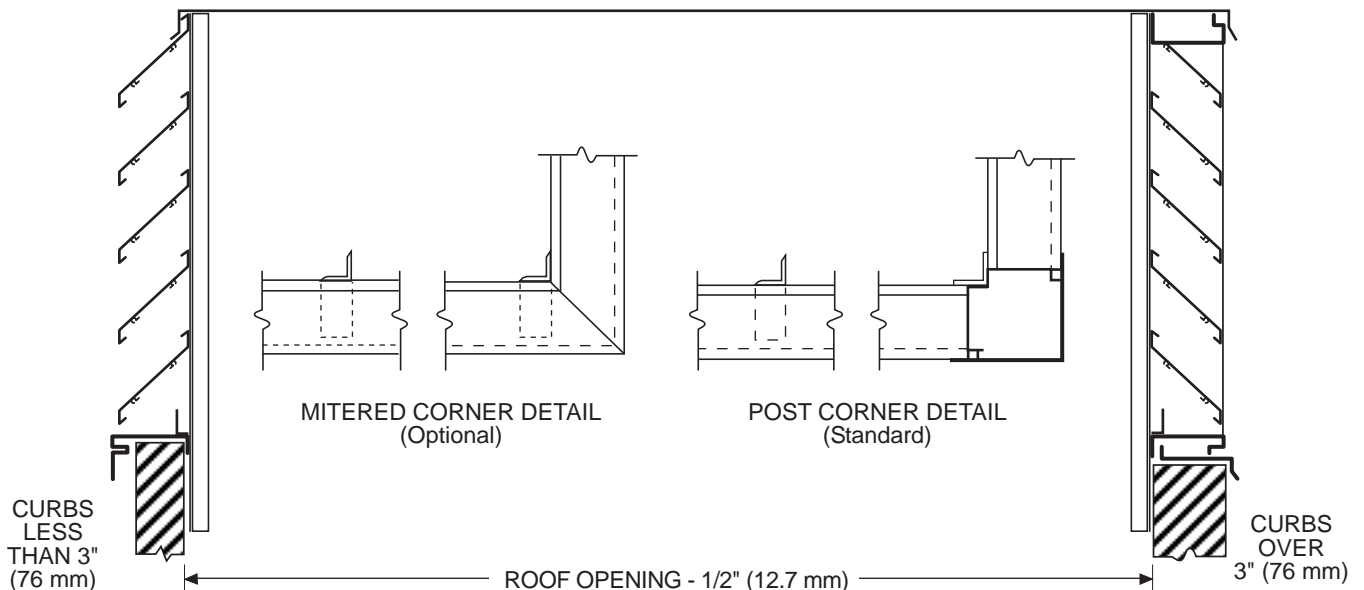


XPHZ-4



XPHZ-6

XPHJ / Z - 02-05



Specifications are correct at time of printing. However, as part of our 'continuous improvement program,' we reserve the right to make further improvements without notice.

© 1999 NCA Manufacturing

Project:

Contractor:

Location:

Address:

Architect:

P.O. Number:

Engineer:

Date: