



MODEL XAZ-6 *EXTRUDED STATIONARY LOUVER* *STEP BLADE.*

Standard Construction:

Frame: 6" x .080 (152 mm x 2 mm) extruded aluminum (6063-T5).
Blades: .100 (2.5 mm) extruded aluminum (6063-T5), approximately 6-1/2" (165 mm) on centers.
Blade Angle: 45°
Screen: Bird screen - 3/4" x .050 (19 mm x 12.7 mm) flattened expanded aluminum in a removable frame on interior of louver.
Finish: Mill aluminum.
Minimum Size: 8"w x 12"h (203 mm x 25.4 mm)

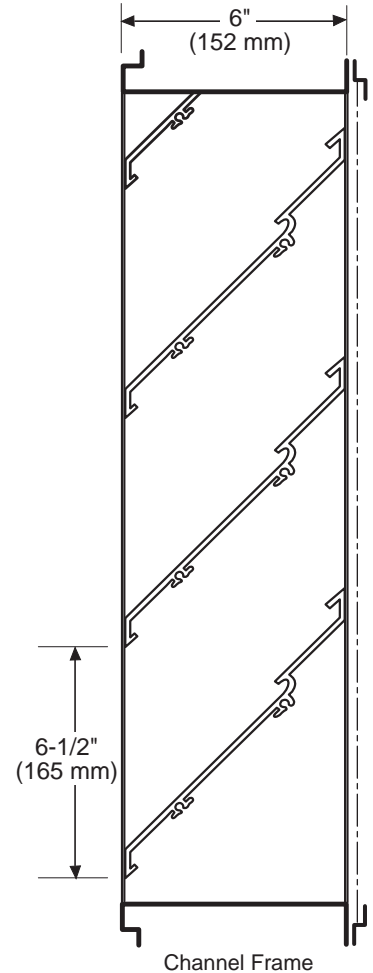
Options:

Screens: Insect screen - 18 x 16 mesh aluminum
 1/2" x .063 (12.7 mm x 1.6 mm) aluminum
 Other - _____
Finish: Prime Coat
 Baked Enamel
 Clear Anodize - 204-R1 and 215-R1
 Integral Color Anodize
 Kynar 500 Enamel
 Other - _____

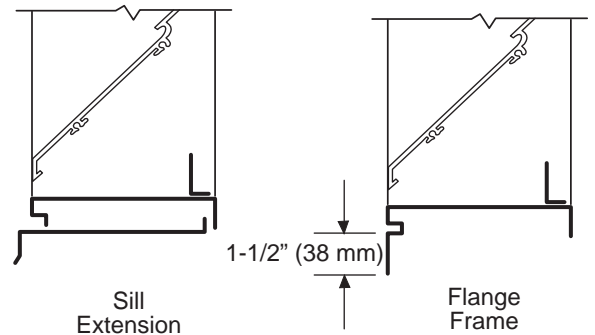
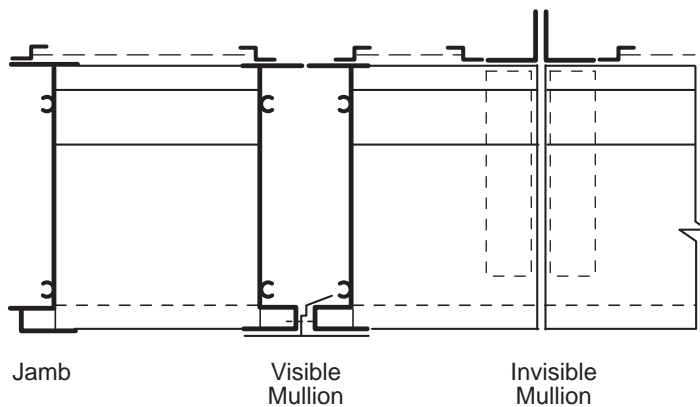
Sill Extensions:

Flange: 1-1/2" (38 mm) (front or rear)
Frame: .125 (3.2 mm) Extruded Aluminum

Notes: Louvers fabricated 1/4" (6.4 mm) under opening size unless otherwise noted.



XAZ-6 - 02-05



Specifications are correct at time of printing. However, as part of our 'continuous improvement program,' we reserve the right to make further improvements without notice.

© JULY, 2000 NCA Manufacturing

Project:
 Location:
 Architect:
 Engineer:

Contractor:
 Address:
 P.O. Number:
 Date: