



MODEL SSD-3V-202
LOW LEAKAGE SMOKE DAMPER
U.L. 555S CLASSIFIED / CLASS II

U.L. 555S CLASSIFIED
AT 250°F OR 350°F
DEPENDENT UPON
MOTOR/OPERATOR
*SEE MOTOR/OPERATOR SCHEDULE

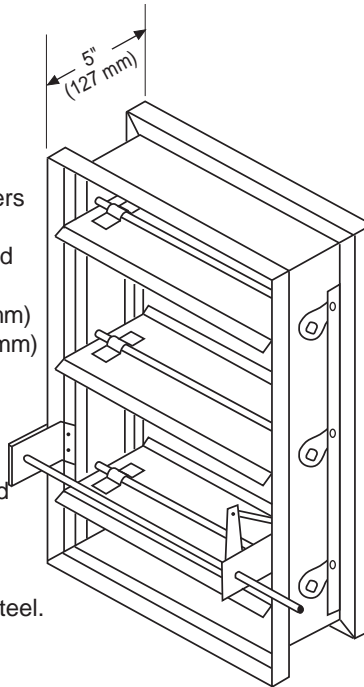
Standard Construction:

- Frame:** Roll-formed galvanized steel hat-section with staked corners with integral bracing.
- Blades:** 16 ga. Roll-formed galvanized steel.
Minimum width: 4.250" (108 mm)
Maximum width: 7.250" (184 mm)
- Bearings:** Bronze Oilite, press-fit into frame.
- Axles:** Square, plated steel.
- Seals:** Pressure sensitive 450°F silicone blade edge seals and flexible metal jamb seals.
- Linkage:** Concealed in frame.
Linkage bars are .125" (3.2 mm) thick plated steel.
- Finish:** Mill galvanized.
- Sizes:** Minimum Size: 6"w x 6"h.
(203 mm x 203 mm)
Maximum UL Listed Size:
Single Section: 36"w x 48"h
(914 mm x 1219 mm)

Multiple Assembly:

144"w X 96"h
(3657mm x 2438mm)

- Notes:**
- Dampers are furnished approximately 1/4" (6.4 mm) smaller than given duct dimensions.
 - Not recommended with blades running vertically.



LISTED AND LABELLED BY:



FEATURES

- The SSD-3V-202 series Smoke Dampers have been designed and tested to exceed all U.L., U.L.C. and N.F.P.A. requirements for smoke dampers. These U.L. leakage rated dampers are intended for use in engineered smoke control systems to provide extremely tight shut off.
- U.L. 555S and U.L.C. S112.1 listed and labelled as Leakage Class II rated Smoke Damper with airflow in both directions. Class II provides for a maximum leakage of 20 cfm per sq. ft. at 4.0 inches static pressure. As we are constantly expanding our U.L./U.L.C. listings, we suggest you contact the factory for further information.
- The SSD-3V-202 damper's rigid frame and integrally braced corners provide true damper alignment that generally resists being installed out of square or out of flat. This insures onsite performance equal to test results.
- The SSD-3V-202 exceeds N.F.P.A. 90A & 92 smoke damper requirements and is recommended for applications that call for tight sealing requirements. The SSD-3V-202 provides excellent control of smoke movement or containment as the smoke management system demands.
- The SSD-3V-202 may be equipped with factory installed electric or pneumatic operators.

Suggested Specification

Low Leakage Smoke Control Damper shall be Model: SSD-3V-202 by NCA Manufacturing. Single blade edge and jamb seals shall be of the pressure sensitive type for low leakage. Dampers shall be rated for leakage as to U.L. 555S / U.L.C. S112.1 and bear the Underwriters' Laboratories label. Leakage shall not exceed 20 cfm per sq. ft. at 4.0 inches static pressure. Linkage shall be of the concealed type for maximum free area.

Manufacturer's Recommendations

All moving parts of the damper must be inspected and cycled at intervals not greater than every six months and in accordance with the latest edition of NFPA 90A, 92A, local codes and the actuator manufacturer. In addition, fuse links shall be removed and inspected for corrosion. Dry lubricants are recommended.

Specifications are correct at time of printing. However, as part of our 'continuous improvement program,' we reserve the right to make further improvements without notice.
© 2004 NCA Manufacturing

Project:

Contractor:

Location:

Address:

Architect:

P.O. Number:

Engineer:

Date:



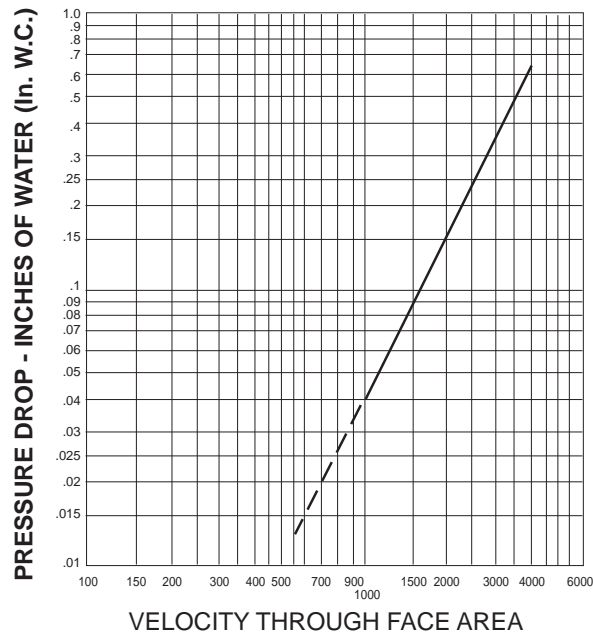
MODEL SSD-3V-202
LOW LEAKAGE SMOKE DAMPER
U.L. 555S CLASSIFIED / CLASS II

PERFORMANCE DATA

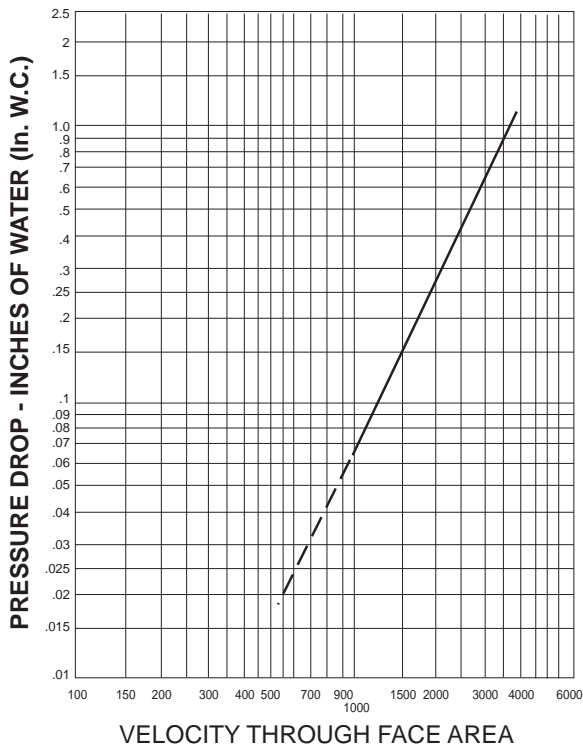
© 2004 NCA Manufacturing

Pressure drop testing was done by an independent laboratory to AMCA Standard 500-D, Fig. 5.3 ductwork upstream & downstream.

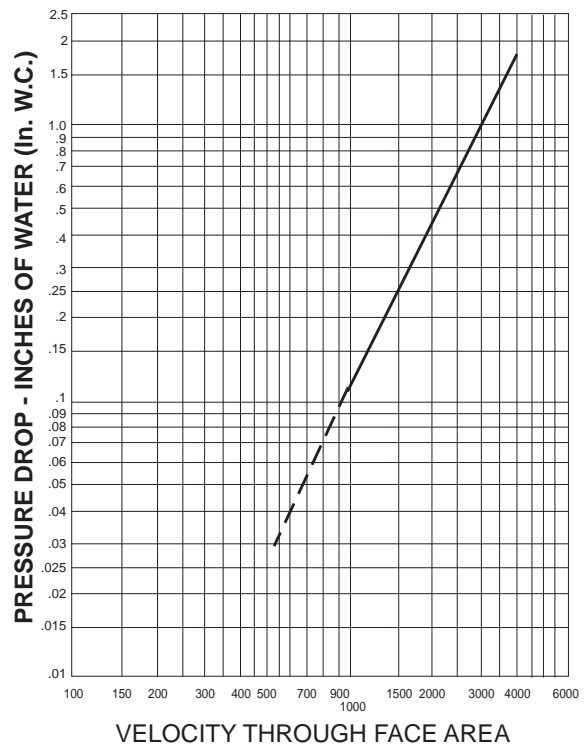
DAMPER SIZE 36 x 36



DAMPER SIZE 24 x 24



DAMPER SIZE 12 X 12



SSD-3V-202 - 02-05