



MODEL SLZ-6 *FORMED STATIONARY LOUVER* *STEP BLADE*

Standard Construction:

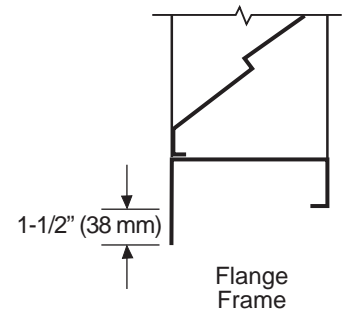
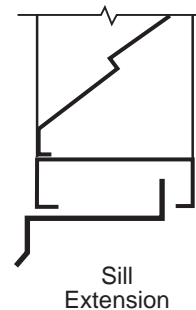
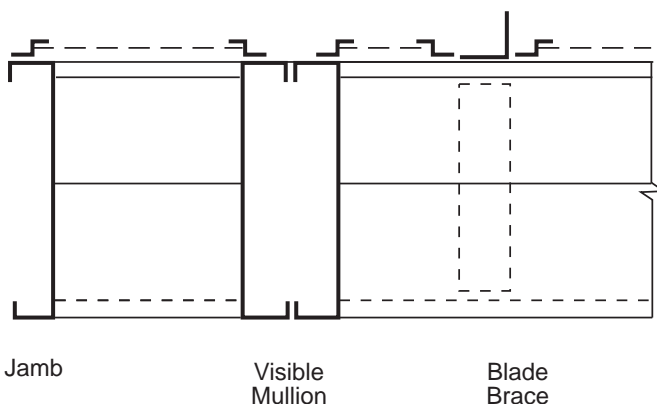
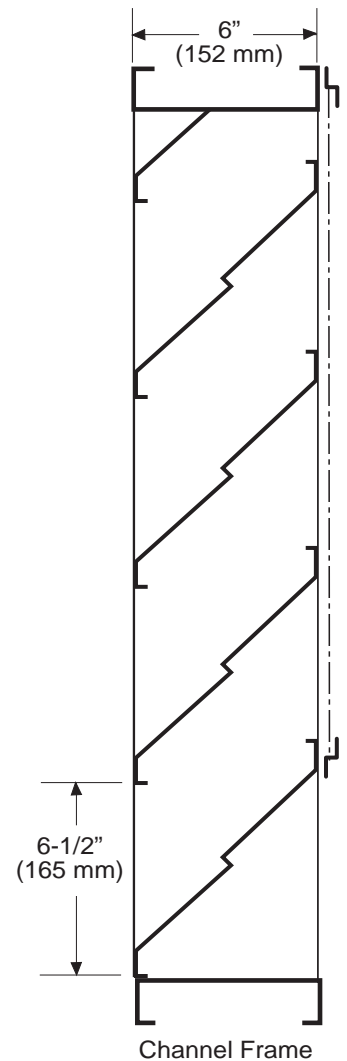
- Frame:** 6" (152 mm) x 20 ga. galvanized steel.
- Blades:** 20 ga. galvanized steel,
approximately 6-1/2" (165 mm) on centers.
- Blade Angle:** 45°
- Screen:** Bird screen - 1/2" x 1/2" (12.7 mm x 12.7 mm) x 19 ga.
galvanized steel, in a removable frame on interior of louver.
- Finish:** Mill galvanized.
- Minimum Size:** 8"w x 12"h (203 mm x 304 mm)

Options:

- Screens:** Insect screen - 18 x 16 mesh aluminum.
Other: _____
- Finish:** Prime coat
Baked Enamel
Kynar 500 Enamel
Other: _____

Sill Extensions:

- Flange:** 1-1/2" (38 mm) (front or rear)
- Material:** Various materials and gauges
- Notes:** Louvers fabricated 1/4" (6.4 mm) under
opening size unless otherwise noted.



Specifications are correct at time of printing. However, as part of our 'continuous improvement program,' we reserve the right to make further improvements without notice.
 © JULY, 2000 NCA Manufacturing

Project:
 Location:
 Architect:
 Engineer:

Contractor:
 Address:
 P.O. Number:
 Date:

SLZ-6 - 02-05