



# *MODEL SLZ-4-30* *FORMED STATIONARY LOUVER* *STEP BLADE*

## **Standard Construction:**

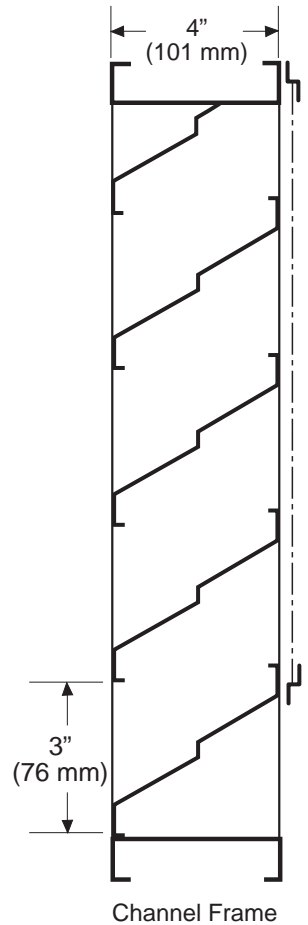
- Frame:** 4" (101 mm) x 20 ga. galvanized steel.
- Blades:** 20 ga. galvanized steel,  
approximately 3" (76 mm) on centers.
- Blade Angle:** 30°
- Screen:** Bird screen - 1/2" X 1/2" (12.7 mm x 12.7 mm) x 19 ga.  
galvanized steel, in a removable frame on interior of louver.
- Finish:** Mill galvanized.
- Minimum Size:** 8"w x 10"h (203 mm x 254 mm)

## **Options:**

- Screens:** Insect screen - 18 x 16 mesh aluminum.  
Other: \_\_\_\_\_
- Finish:** Prime coat  
Baked Enamel  
Kynar 500 Enamel  
Other: \_\_\_\_\_

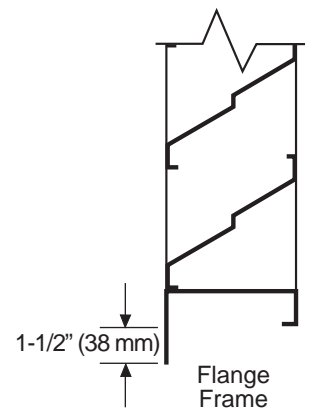
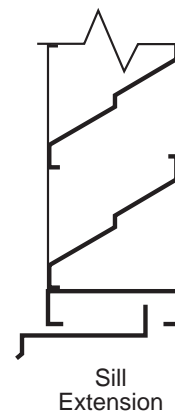
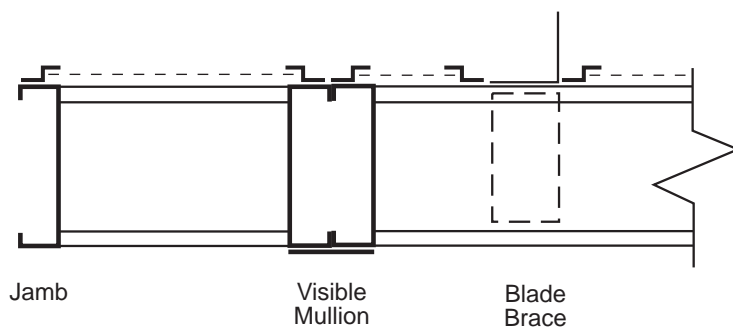
## **Sill Extensions:**

- Flange:** 1-1/2" (38 mm) (front or rear)
- Material:** Various materials and gauges
- Notes:** Louvers fabricated 1/4" (6.4 mm) under  
opening size unless otherwise noted.



Channel Frame

SLZ-4-30 - 02-05



Specifications are correct at time of printing. However, as part of our 'continuous improvement program,' we reserve the right to make further improvements without notice.

© JULY, 2000 NCA Manufacturing

Project:  
Location:  
Architect:  
Engineer:

Contractor:  
Address:  
P.O. Number:  
Date: