



*MODEL SLV-6
FORMED STATIONARY LOUVER
SIGHTPROOF*

Standard Construction:

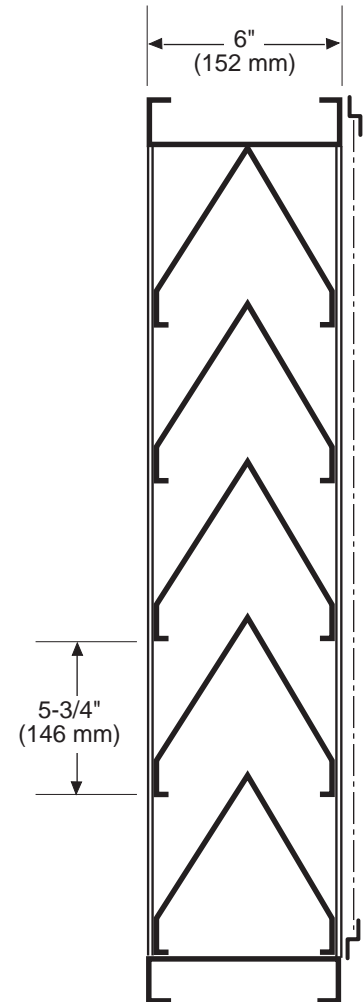
- Frame:** 6" (152 mm) x 20 ga. galvanized steel.
Blades: 20 ga. galvanized steel,
 approximately 5-3/4" (146 mm) on centers.
Blade Angle: 60°
Screen: Bird screen - 1/2" x 1/2" (12.7 mm x 12.7 mm) x 19 ga.
 galvanized steel, in a removable frame on interior of louver.
Finish: Mill galvanized.
Minimum Size: 8"w x 12"h (203 mm x 304 mm)

Options:

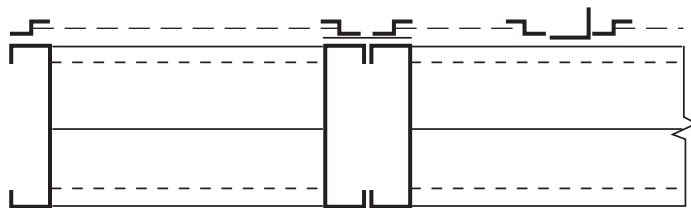
- Screens:** Insect screen - 18 x 16 mesh aluminum.
 Other: _____
Finish: Prime coat
 Baked Enamel
 Kynar 500 Enamel
 Other: _____

Sill Extensions:

- Flange:** 1-1/2" (38 mm) (front or rear)
Material: Various materials and gauges
Notes: Louvers fabricated 1/4" (6.4 mm) under
 opening size unless otherwise noted.



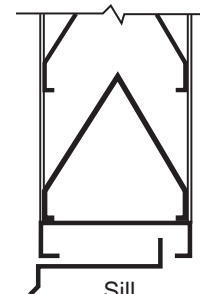
Channel Frame



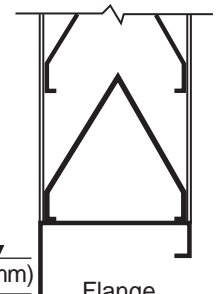
Jamb

Visible
Mullion

Blade
Brace



Sill
Extension



Flange
Frame

1-1/2" (38 mm)

Specifications are correct at time of printing. However, as part of our 'continuous improvement program,' we reserve the right to make further improvements without notice.

© JULY, 2000 NCA Manufacturing

Project:

Contractor:

Location:

Address:

Architect:

P.O. Number:

Engineer:

Date: