



MODEL SLJ-4
FORMED STATIONARY LOUVER
STRAIGHT BLADE

Standard Construction:

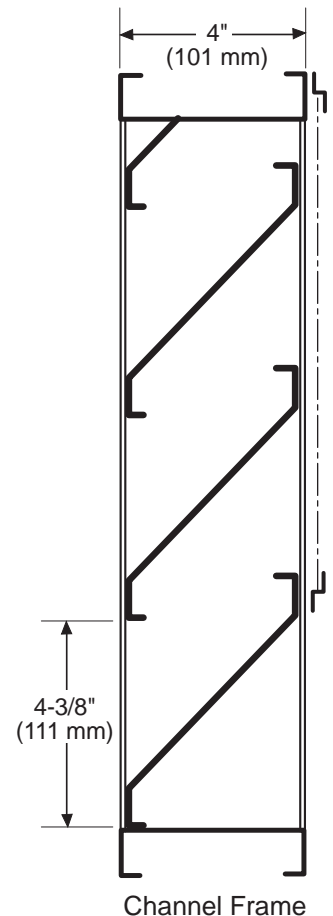
- Frame:** 4" (101 mm) x 20 ga. galvanized steel.
Blades: 20 ga. galvanized steel, approximately 4-3/8" (111 mm) on centers.
Blade Angle: 45°
Screen: Bird screen - 1/2" x 1/2" (12.7 mm x 12.7 mm) x 19 ga. galvanized steel. In a removable frame on interior of louver.
Finish: Mill galvanized.
Minimum Size: 8"w x 12"h (203 mm x 304 mm)

Options:

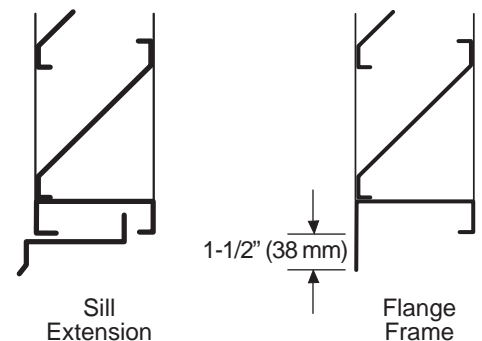
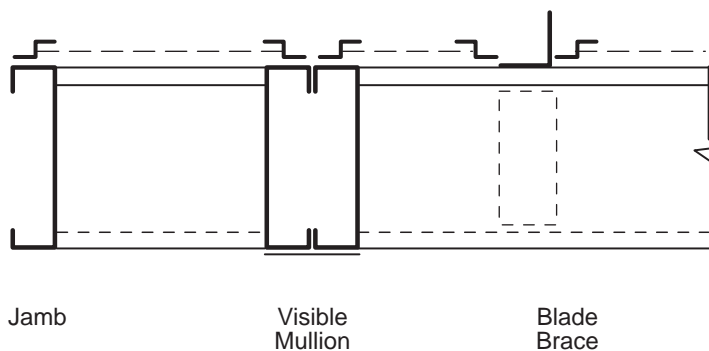
- Screens:** Insect screen - 18 x 16 mesh aluminum.
 Other: _____
Finish: Prime Coat
 Baked Enamel
 Kynar 500 Enamel
 Other: _____

Sill Extensions:

- Flange:** 1-1/2" (38 mm) (front or rear)
Material: Various materials and gauges
Notes: Louvers fabricated 1/4" (6.4 mm) under opening size unless otherwise noted.



SLJ-4 - 02-05



Specifications are correct at time of printing. However, as part of our 'continuous improvement program,' we reserve the right to make further improvements without notice.
 © JULY, 2000 NCA Manufacturing

Project: _____ Contractor: _____
 Location: _____ Address: _____
 Architect: _____ P.O. Number: _____
 Engineer: _____ Date: _____