



MODEL SLJ-2
FORMED STATIONARY LOUVER
STRAIGHT BLADE

Standard Construction:

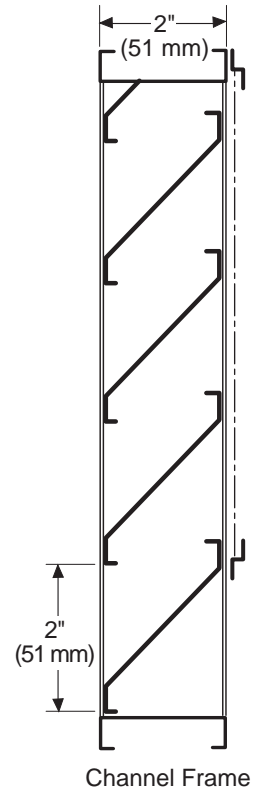
- Frame:** 2" (51 mm) x 20 ga. galvanized steel.
Blades: 20 ga. galvanized steel, approximately 2" (51 mm) on centers.
Blade Angle: 45°
Screen: Bird screen - 1/2" x 1/2" (12.7 mm x 12.7 mm x 19 ga. galvanized steel, in a removable frame on interior of louver.
Finish: Mill galvanized.
Minimum Size: 8"w x 8"h (203 mm x 203 mm)

Options:

- Screens:** Insect screen - 18 x 16 mesh aluminum.
 Other: _____
Finish: Prime Coat
 Baked Enamel
 Kynar 500 Enamel
 Other: _____

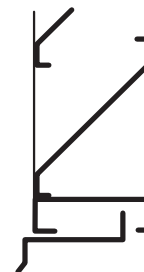
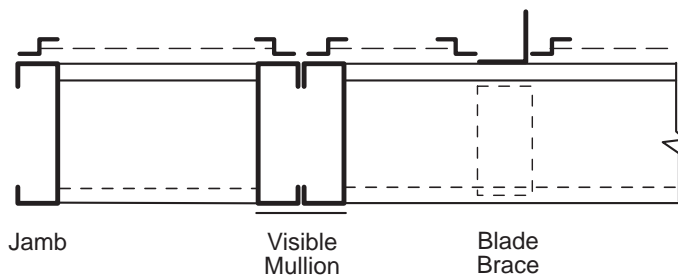
Sill Extensions:

- Flange:** 1-1/2" (38 mm) (front or rear)
Material: Various materials and gauges
Notes: Louvers fabricated 1/4" (6.4 mm) under opening size unless otherwise noted.

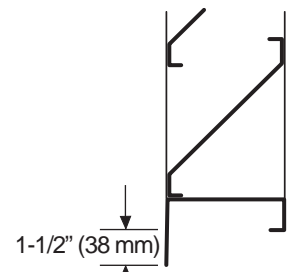


Channel Frame

SLJ-2 - 02-05



Sill Extension



Flange Frame

Specifications are correct at time of printing. However, as part of our 'continuous improvement program,' we reserve the right to make further improvements without notice.

© JULY, 2000 NCA Manufacturing

Project:

Contractor:

Location:

Address:

Architect:

P.O. Number:

Engineer:

Date: