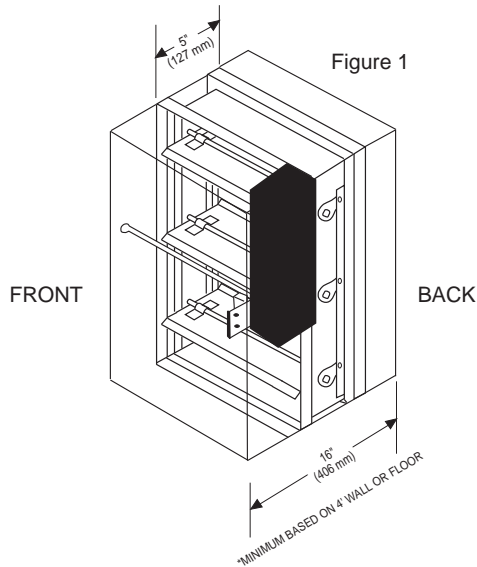


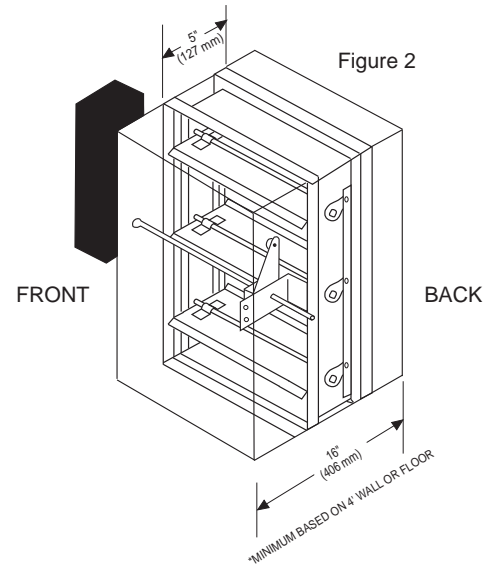


TYPICAL MOTOR MOUNT LOCATIONS FOR SV, AF, SB & RD SERIES FIRE / SMOKE AND SMOKE DAMPERS

Normal Right Hand Mount



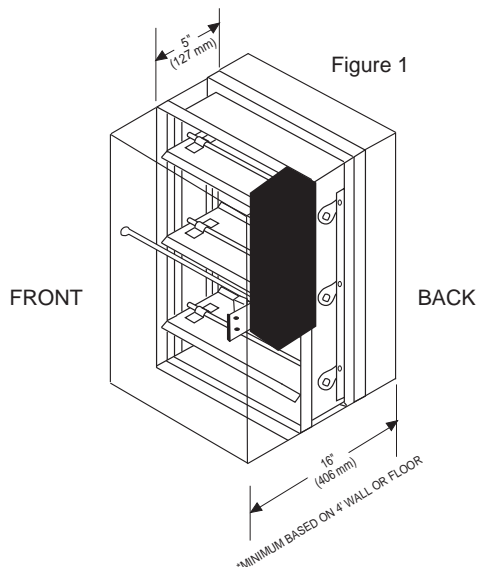
Normal Left Hand Mount



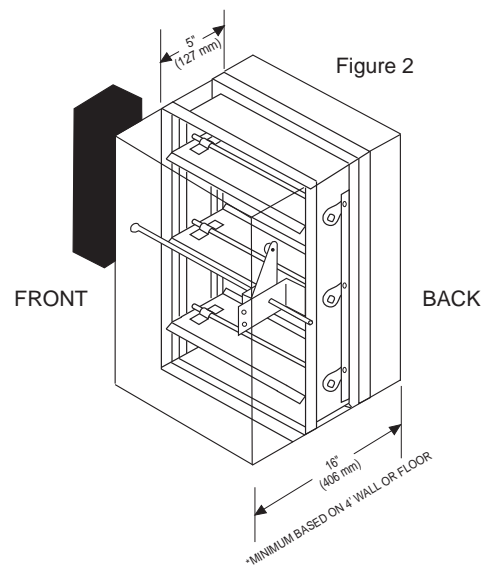
NOTE:

1. Appropriate sleeve length is determined by adding 12" to wall or floor thickness, eg. An 8" wall or floor would require a 20" long sleeve.
2. Protrusion of motor above damper assembly will vary with damper height and motor type.
3. Blade edge seals apply to Class I Dampers only.
4. Damper positioning dimensions for all figures are approximately 9-3/8" from front and 1-5/8" from back.

Right Hand Mount



Left Hand Mount



Manufacturer's Recommendations

All moving parts of the damper must be inspected and cycled at intervals not greater than every six months and in accordance with the latest edition of NFPA 90A, 92A, local codes and the actuator manufacturer. In addition, fuse links shall be removed and inspected for corrosion. Dry lubricants are recommended.

Specifications are correct at time of printing. However, as part of our 'continuous improvement program,' we reserve the right to make further improvements without notice.
© 1999 NCA Manufacturing