



# *MODEL M/S MICRO SWITCH PACKAGE FOR COMBINATION FIRE / SMOKE DAMPERS*

The M/S Switch Package provides the ability to remotely indicate the damper blade position. It is two integrally mounted micro switches for positive status indications. Electrical interface with a remote control on/off fan station is also possible with the M/S package.

The M/S Switch Package consist of the switch box, containing two damper position indicator switches (one closes when the damper is fully open and the other closes when the damper is fully closed), a switch box mounting bracket, a blade bracket, and hardware necessary to directly link the switch box to the blade.

The M/S option is available on all NCA Manufacturing FSD Model Combination Fire/Smoke Dampers, SSD Model Smoke dampers, and FDD-MB Model Multi-blade dampers.

LISTED AND LABELLED BY:



## **WIRING DETAIL**

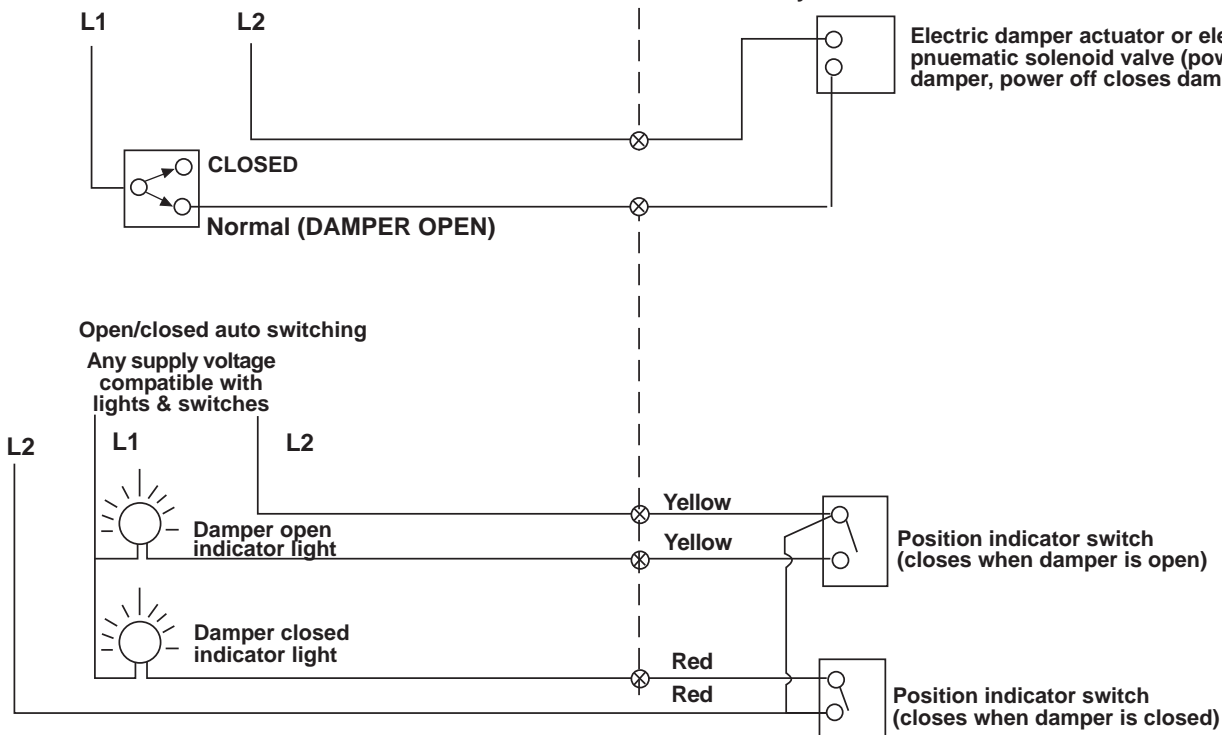
Devices to Left of dashed line are located remotely from damper - furnished by others.

Devices to right of dashed line are factory mounted on damper.

120 or 24 volt ac damper actuator power

Field wiring terminates at splice points indicated by "X"

Electric damper actuator or electric/pneumatic solenoid valve (power on opens damper, power off closes damper).



M-S MICRO-SWITCH PACKAGE 02-05 (MICROSWITCHPACKAGE)

Detailed wiring diagrams including terminal designation and/or wire color coding furnished with each shipment.

### **Indicator Switch Electrical Limitations**

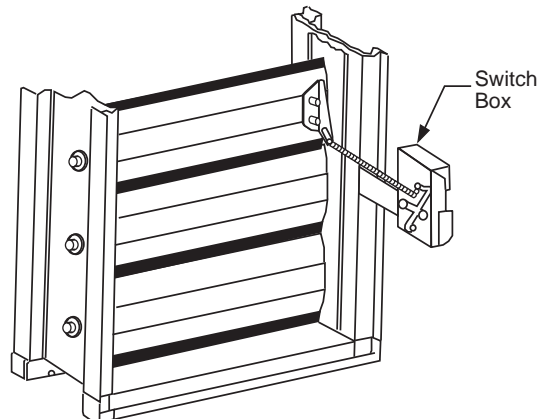
- 10 Amperes, 1/4 HP, 120 or 240 Volts A.C.
- .5 Ampere, 125 Volts D.C.
- .25 Ampere, 250 Volts D.C.
- 5 Amperes, 120 Volts (Lamp Load)
- 15 Amperes, 24 Volts D.C.

### **Manufacturer's Recommendations**

All moving parts of the damper must be inspected and cycled at intervals not greater than every six months and in accordance with the latest edition of NFPA 90A, 92A, local codes and the actuator manufacturer. In addition, fuse links shall be removed and inspected for corrosion. Dry lubricants are recommended.

Specifications are correct at time of printing. However, as part of our 'continuous improvement program,' we reserve the right to make further improvements without notice.

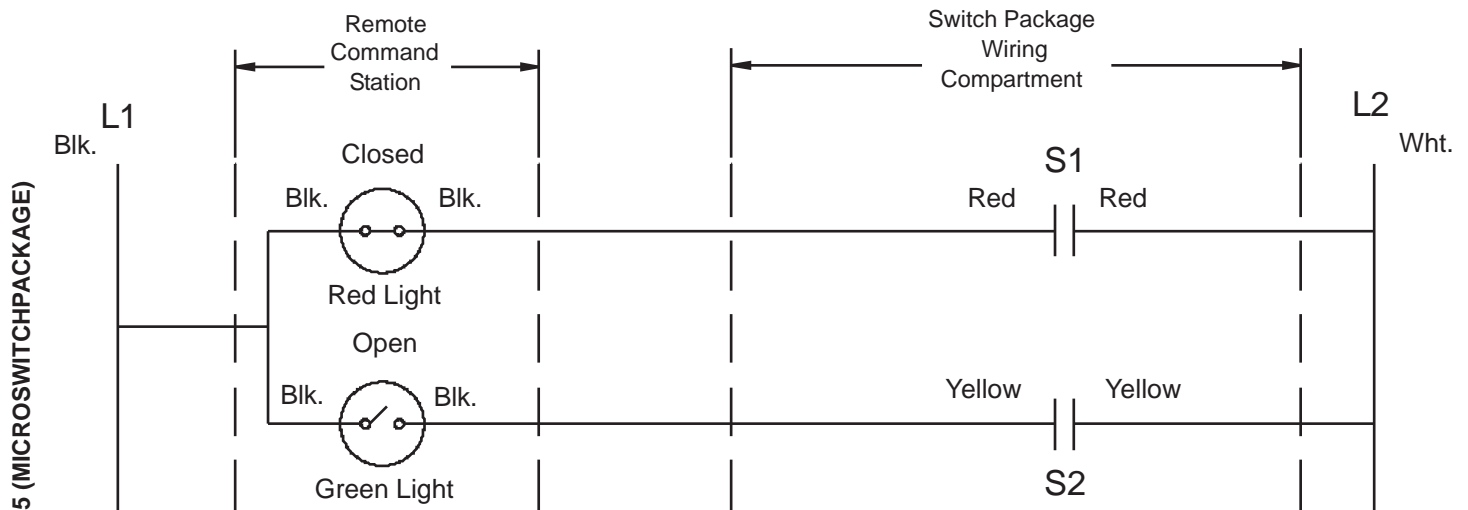
© 2005 NCA Manufacturing





*MODEL M/S  
MICRO SWITCH PACKAGE  
FOR COMBINATION FIRE / SMOKE DAMPERS*

## M/S Wiring Details



L1, L2 is a Supply Voltage Compatible with Lights and Switches. Standard Voltage is Same as Actuator Ordered.

