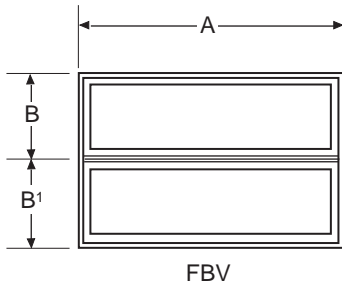
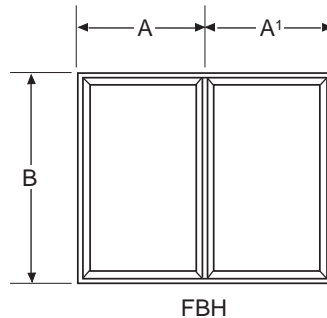




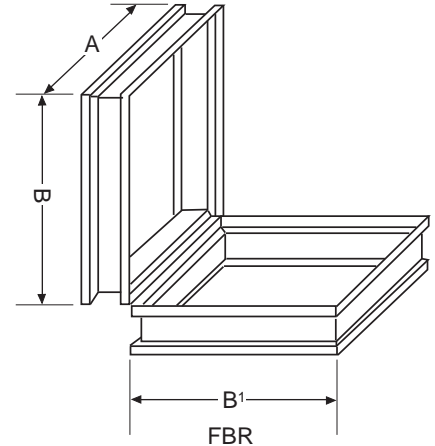
*FACE & BY-PASS MIXING DAMPERS
CONFIGURATIONS & SUFFIXES
FOR CONTROL DAMPER SERIES 57 & 59*



VERTICAL
SUFFIX: FB-V



HORIZONTAL
SUFFIX: FB-H



RIGHT ANGLE
SUFFIX: FB-R

*NOTE: "A" DIMENSION IS PARALLEL TO BLADE AXIS (i.e. DAMPER WIDTH).

EXAMPLE: To order a right-angle face and by-pass damper of Model No. SCD-LL-57 where the vertical damper is 48" W x 36" H (1,219 mm x 914 mm) and is to be parallel blade, and the horizontal damper is 48" W x 40" H (1,219 mm x 1,016 mm) and is to be opposed blade:

SCD-LL-57-FB-R-PB/OB	A	B	A'	B'
	48"	36"	48"	40"
	(1219 mm)	(914 mm)	(1219 mm)	(1016 mm)

**DAMPERS ARE FURNISHED APPROXIMATELY 1/4" SMALLER THAN GIVEN OPENING DIMENSIONS

FB-MD - 7-00

Specifications are correct at time of printing. However, as part of our 'continuous improvement program,' we reserve the right to make further improvements without notice.

© 1999 NCA Manufacturing

Project: Contractor:
Location: Address:
Architect: P.O. Number:
Engineer: Date: