



MODEL FSD-3V-S-212 AND MODEL FSD-3V-S-232 COMBINATION FIRE/SMOKE DAMPER (WITH SLEEVE)

U.L. 555 CLASSIFIED 1 1/2 AND 3 HOURS / U.L. 555S CLASSIFIED CLASS II
U.L.C. S112 CLASSIFIED 1 1/2 AND 3 HOURS VERTICAL AND HORIZONTAL MOUNTINGS

U.L. 555S CLASSIFIED
AT 250°F OR 350°F
DEPENDENT UPON
MOTOR/OPERATOR
*SEE MOTOR/OPERATOR SCHEDULE

16" x 20 Ga.
Side Plate Optional



LISTED AND LABELLED BY:



FEATURES

- The FSD-3V-2X2 series Combination Fire/Smoke Dampers have been designed and tested to exceed all U.L., U.L.C. and N.F.P.A. requirements for fire dampers as well as smoke dampers. They are intended for use where building codes call for the fire damper to also operate as a smoke damper.
- FSD-3V-212 is U.L. 555 and U.L.C. S112 listed and labeled as a 1-1/2 hour fire damper.
- FSD-3V-232 IS U.L. 555 and U.L.C. S112 listed and labeled as a 3 hour fire damper.
- U.L. and U.L.C. listed for both vertical and horizontal mountings.
- U.L. 555S / U.L.C. S112.1 listed and labelled as a Leakage Class II rated Smoke Damper with airflow in both directions. Class II provides for a maximum leakage of 20 cfm per sq. ft. at 4.0 inches static pressure. As we are constantly expanding our U.L./U.L.C. listings, we suggest you contact the factory for current information.
- Fusible link/actuator (DLT-1) provides an automatic override system to close and latch damper in the fire mode. **Also available with automatic resettable/override release options: Model STO/R (single thermostat) to provide the fire fighter with complete discretionary control of smoke functions during a fire/smoke emergency. (See STO/R and DTO/R submittal drawings for complete details).** Spring return type damper motor controlled by a smoke detector is recommended to provide proper operation in the smoke mode.
- Also available are options EFL (Electric Fusible Link) and PFV (Pneumatic Fusible Valve). These options provide quick and economical ways to check damper operations and also provide a Systematic Closure Control. Option PFV allows damper operation without the need/cost for an E-P valve and electrical connection at the damper.
- Available optional 3/4" flanged sleeve for grille mounting (see fig.9 of installation instructions). If actuator is to be externally mounted, it is suggested to order flange to be field installed.

Standard Construction:

Frame: Roll-formed galvanized steel hat-section with staked corners with integral bracing.

Blades: 16 ga. Roll-formed galvanized steel.
Minimum width: 4.250" (108 mm)
Maximum width: 7.250" (184 mm)

Bearings: Bronze Oilite, press-fit into frame.

Axles: Square, plated steel.

Seals: Pressure sensitive 450°F silicone blade edge seals & flexible metal jamb seals.

Linkage: Concealed in frame.
Linkage bars are .125" thick plated steel.

Heat Responsive Devices:

165° F and 212° F.

Snap Disc, 250° F and 350° F

Finish: Mill galvanized.

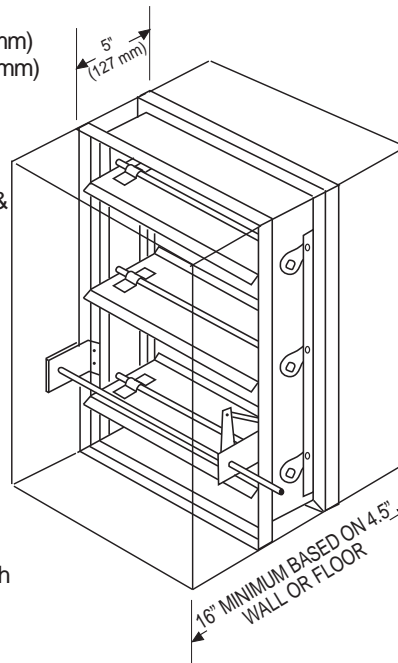
Spring: Stainless steel.

Sizes: Minimum Size: 6"w x 6"h (203 mm x 203 mm)
Maximum UL Listed Size:
Single Section: 36"w x 48"h (914 mm x 1219 mm)

Multiple Assembly:

108"w X 96"h (2743mm x 2438mm)
3 Hr. Maximum 72"w x 96"h (1829mm x 2438mm)

- Notes:**
- Dampers are furnished approximately 1/4" (6.4 mm) smaller than given duct dimensions.
 - Not recommended with blades running vertically.



Suggested Specification

PATENTED: U.S. 4,487,214
CDN. 1,165,661
U.K. 2,098,475

Combination Fire/Smoke Dampers shall be Model: FSD-3V-S-212 by NCA Manufacturing. Fire/Smoke Dampers shall bear the Underwriters' Laboratories labels for both Fire Dampers and Smoke Dampers. U.L. 555S / U.L.C. S112.1 rating shall be Class II with leakage not to exceed 20 cfm per sq. ft.. at 4.0 inches static pressure for any size. Linkage shall be of the concealed type for maximum free area.

Manufacturer's Recommendations

All moving parts of the damper must be inspected and cycled at intervals not greater than every six months and in accordance with the latest edition of NFPA 90A, 92A, local codes and the actuator manufacturer. In addition, fuse links shall be removed and inspected for corrosion. Dry lubricants are recommended.

Specifications are correct at time of printing. However, as part of our 'continuous improvement program,' we reserve the right to make further improvements without notice.

© 2002 NCA Manufacturing

Project:

Contractor:

Location:

Address:

Architect:

P.O. Number:

Engineer:

Date:



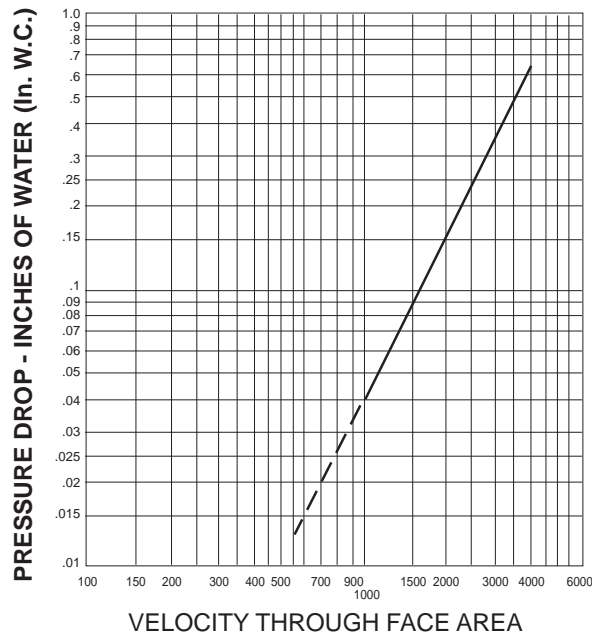
**MODEL FSD-3V-S-212 AND MODEL FSD-3V-S-232
COMBINATION FIRE/SMOKE DAMPER (WITH SLEEVE)**
U.L. 555 CLASSIFIED 1¹/₂ AND 3 HOURS / U.L. 555S CLASSIFIED CLASS II
U.L.C. S112 CLASSIFIED 1¹/₂ AND 3 HOURS VERTICAL AND HORIZONTAL MOUNTINGS

PERFORMANCE DATA

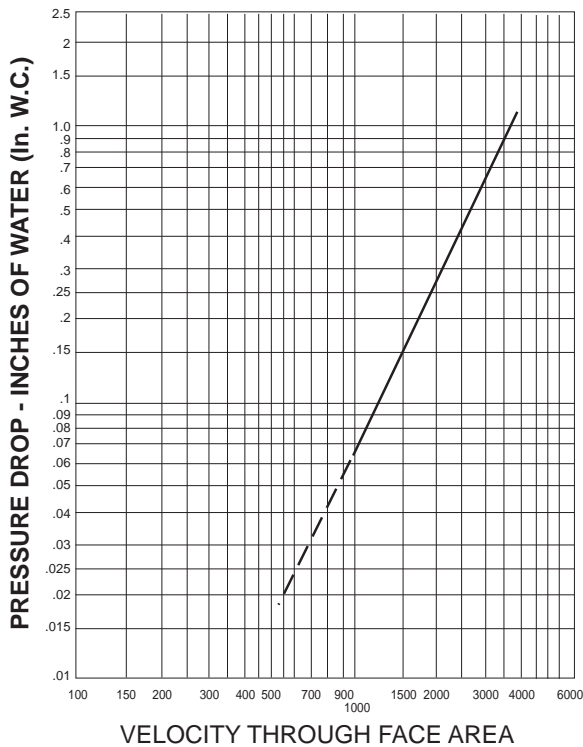
© 2002 NCA Manufacturing

Pressure drop testing was done by an independent laboratory to AMCA Standard 500-D, Fig. 5.3 ductwork upstream & downstream.

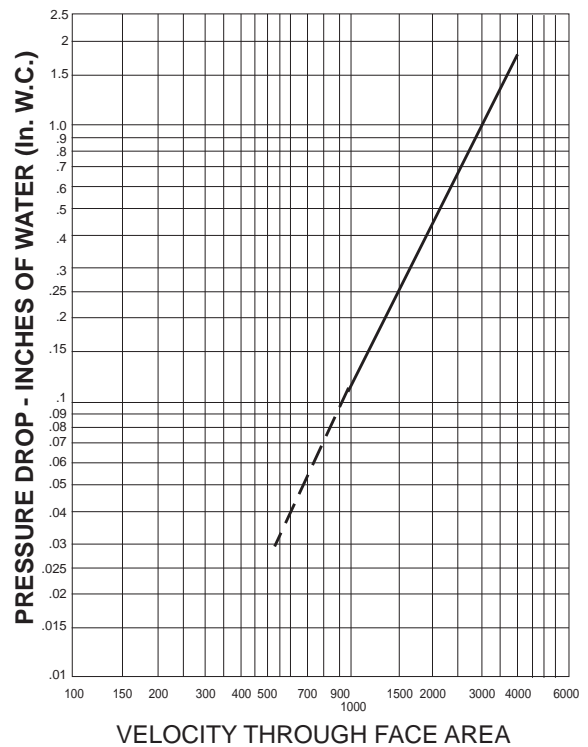
DAMPER SIZE 36 x 36



DAMPER SIZE 24 x 24



DAMPER SIZE 12 X 12



FSD-3V-S-212 - 02-05