



MODEL FDD-VAG *DYNAMIC CURTAIN TYPE FIRE DAMPERS* *DYNAMIC CLOSURE MODELS — 1½ & 3 HOUR*

Standard Construction:

Frame: Roll Formed Galvanized Steel with Safety Edge.

Blades: Roll Formed Galvanized Steel, Curtain-Type

Factory Sleeve: 12" - 20 Ga.

Flange: 3/4"

Springs: Stainless Steel.

Fusible Link: U.L. Listed 165°F.

Max. Size: 36" w X 36" h (914 mm x 914 mm)

Min. Size: 6" w X 6" h (152 mm x 152mm)

Mounting: Vertical

Optional Construction:

☐ Factory Supplied Sleeve
 18 - 16 - 14 - 10 Gauge
 Sleeve Length (Required)
 Damper Setback

☐ 3 Hour Rating

☐ Round Transition
 (FDD-VAGR)

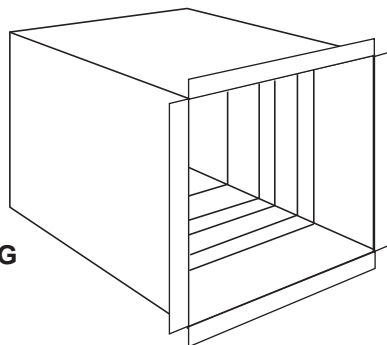
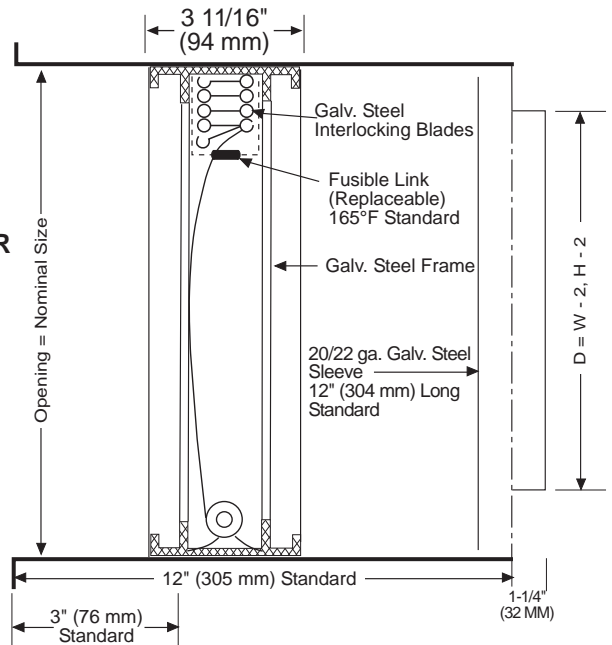
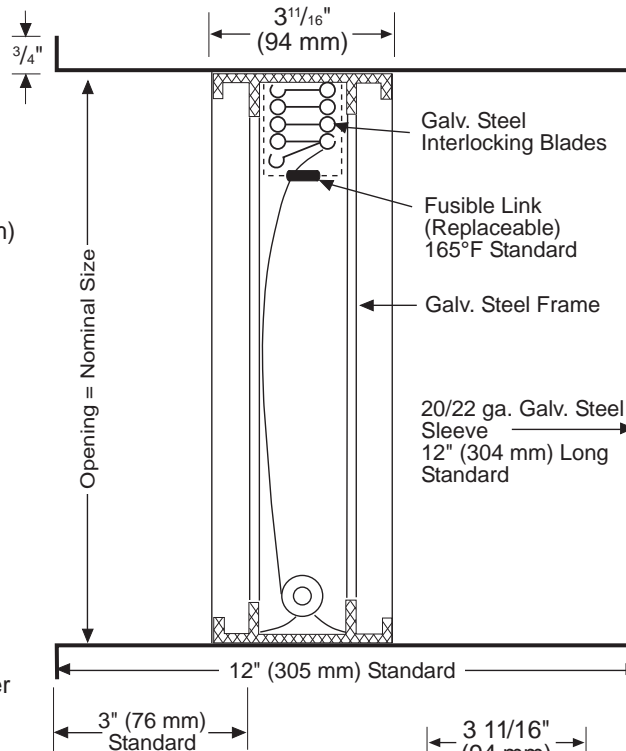
Notes: Dampers are furnished approximately 1/4" (6.4mm) smaller than given duct dimensions.

These Dampers are UL/ULC Approved For Use in Dynamic and Static Systems up to 2000 fpm at 4" wg sp.

FDD-VAG **SIDEWALL GRILLE** **TYPICAL VERTICAL DAMPER**

DESIGNED AND TESTED IN ACCORDANCE WITH UL-555 AND ULC-S112. MEETS ALL NFPA-90A REQUIREMENTS FOR FIRE DAMPERS.

LISTED AND LABELLED BY:



FDD-VAG
 (Shown)

Manufacturer's Recommendations

All moving parts of the damper must be inspected and cycled at intervals not greater than every six months and in accordance with the latest edition of NFPA 90A, 92A, local codes and the actuator manufacturer. In addition, fuse links shall be removed and inspected for corrosion. Dry lubricants are recommended.

© 2003 NCA Manufacturing

FDD-VAG - 10-04

Project:

Contractor:

Location:

Address:

Architect:

P.O. Number:

Engineer:

Date: