



MODEL A-SLJ-6 *FORMED ADJUSTABLE LOUVER* *STRAIGHT BLADE*

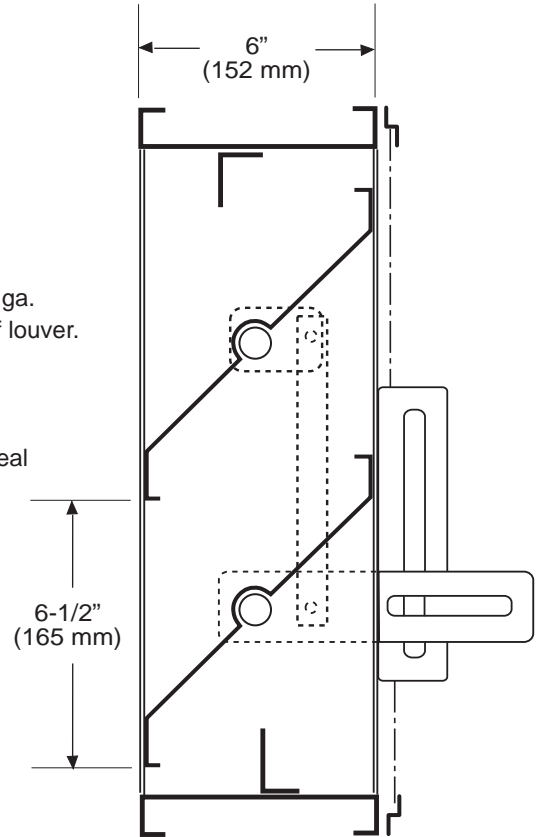
Standard Construction:

- Frame:** 6" (152 mm) x 20 ga. galvanized steel.
- Blades:** 20 ga. galvanized steel, approximately 6-1/2" (165 mm) on centers.
- Blade Angle:** 45°
- Bearings:** Permanently lubricated oilite bronze, press fit into frame.
- Axles:** 1/2" (12.7 mm) dia. plated steel.
- Linkage:** Plated steel.
- Operator:** Wing nut slide bracket.
- Screen:** Bird screen - 1/2" x 1/2" (12.7 mm x 12.7 mm) x 19 ga. galvanized steel, in a removable frame on interior of louver.
- Finish:** Mill galvanized.
- Minimum Size:** 12"w x 12"h (25.4 mm x 25.4 mm)
- Maximum Section Size:** 48"w x 72"h (1219 mm x 1829 mm) with Jamb Seal
 48"w x 96"h (1219 mm x 2438 mm) without Jamb Seal

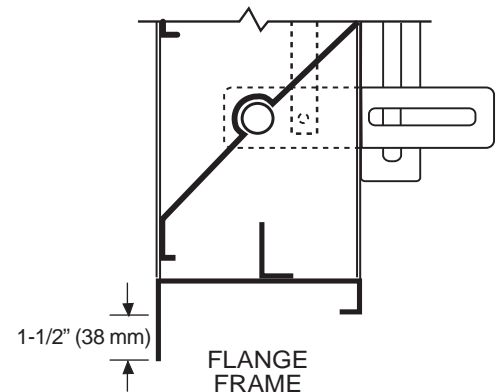
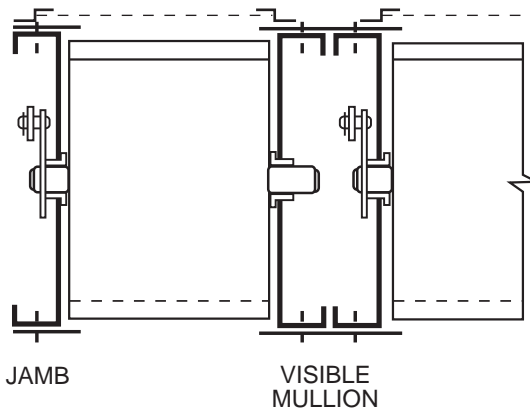
Options:

- Screens:** Insect screen - 18 x 16 mesh aluminum.
 Other: _____
- Blade Seals:** Extruded vinyl
- Jamb Seals:** Flexible stainless steel
- Finish:** Prime Coat.
 Baked Enamel.
 Other: _____
- Sill Extensions:**
- Flange:** 1-1/2" (38 mm) (front or rear)
- Other Operator** - _____

Notes: Louvers fabricated 1/4" (6.4 mm) under opening size unless otherwise noted.



CHANNEL FRAME



FLANGE FRAME

Specifications are correct at time of printing. However, as part of our 'continuous improvement program,' we reserve the right to make further improvements without notice.
 © JULY, 2000 NCA Manufacturing

Project:
 Location:
 Architect:
 Engineer:

Contractor:
 Address:
 P.O. Number:
 Date: