



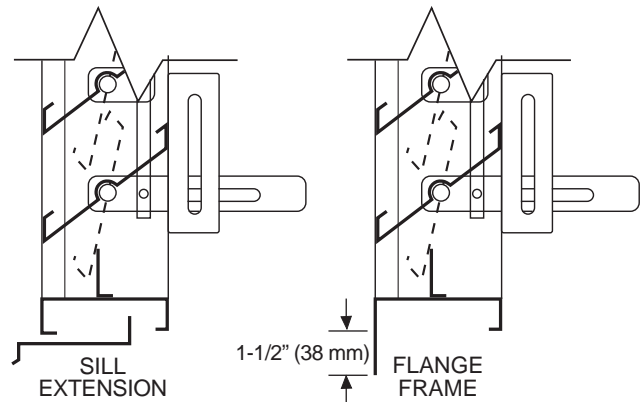
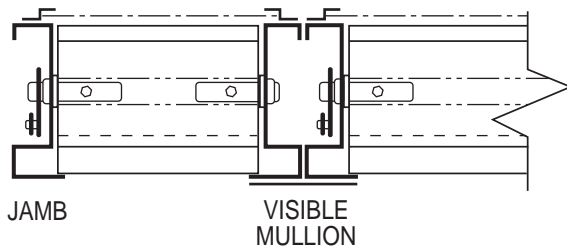
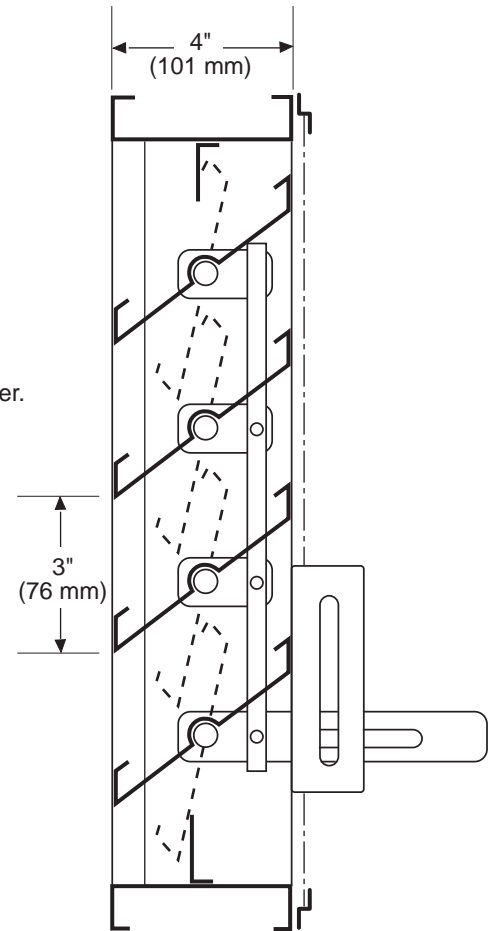
# *MODEL A-SLD-4* *FORMED ADJUSTABLE LOUVER* *DRAINABLE BLADE*

## **Standard Construction:**

- Frame:** 4" (101 mm) x 20 ga. galvanized steel.
- Blades:** 20 ga. galvanized steel,  
approximately 3" (76 mm) on centers.
- Blade Angle:** 37-1/2°
- Bearings:** Permanently lubricated oilite bronze,  
press fit into frame.
- Axles:** 1/2" (12.7 mm) dia. plated steel.
- Linkage:** Plated steel.
- Operator:** Wing nut slide bracket.
- Screen:** Bird screen - 1/2" x 1/2" (12.7 mm x 12.7 mm) x 19 ga.  
galvanized steel, in a removable frame on interior of louver.
- Finish:** Mill galvanized.
- Minimum Size:** 12"w x 12"h (25.4 mm x 25.4 mm)
- Maximum Section Size:** 48"w x 72"h (1219 mm x 1829 mm) with Jamb Seal  
48"w x 96"h (1219 mm x 2438 mm) without Jamb Seal

## **Options:**

- Screens:** Insect screen - 18 x 16 mesh aluminum.  
Other: \_\_\_\_\_
- Blade Seals:** Extruded vinyl.
- Jamb Seals:** Flexible stainless steel.
- Finish:** Prime Coat.  
Baked Enamel.  
Kynar 500 Enamel.  
Other: \_\_\_\_\_
- Sill Extensions:**
- Flange:** 1-1/2" (38 mm) (front or rear)
- Other Operator** \_\_\_\_\_
- Notes:** Louvers fabricated 1/4" (6.4 mm) under  
opening size unless otherwise noted.



A-SLD-4 - 02-05

Specifications are correct at time of printing. However, as part of our 'continuous improvement program,' we reserve the right to make further improvements without notice.  
 © JULY, 2000 NCA Manufacturing

Project:  
 Location:  
 Architect:  
 Engineer:

Contractor:  
 Address:  
 P.O. Number:  
 Date: