



Buy it for looks. Buy it for life.®

Specifications

*There is more than 1 version of this model.
Page down to identify the version you have.*

FAUCET DESCRIPTION

- Metal construction with various finishes identified by suffix
- Pullout spray with 68" braided hose)
- Flexible supplies with 3/8" compression fittings

OPERATION

- Lever style handle
- Temperature controlled by 100° arc of handle travel
- Spout rotation is 120°
- Operates with less than 5lbs. of force
- Operates in stream or spray mode in the pullout or retracted position

FLOW

- Aerator is limited to 2.2 gpm (8.3 L/min) at 60 psi

CARTRIDGE

- 1255™ Duralast™ cartridge

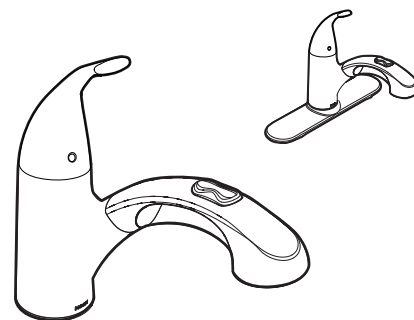
STANDARDS

- Third party certified to ASME A112.18.1/CSA B-125.1 and all applicable requirements referenced therein including NSF 61/9
- Complies with California Proposition 65 and with the Federal Safe Water Drinking Act
- The backflow protection system in the device consists of two independently operating check valves, a primary and a secondary which prevent backflow

- **ADA**  for lever handle

WARRANTY

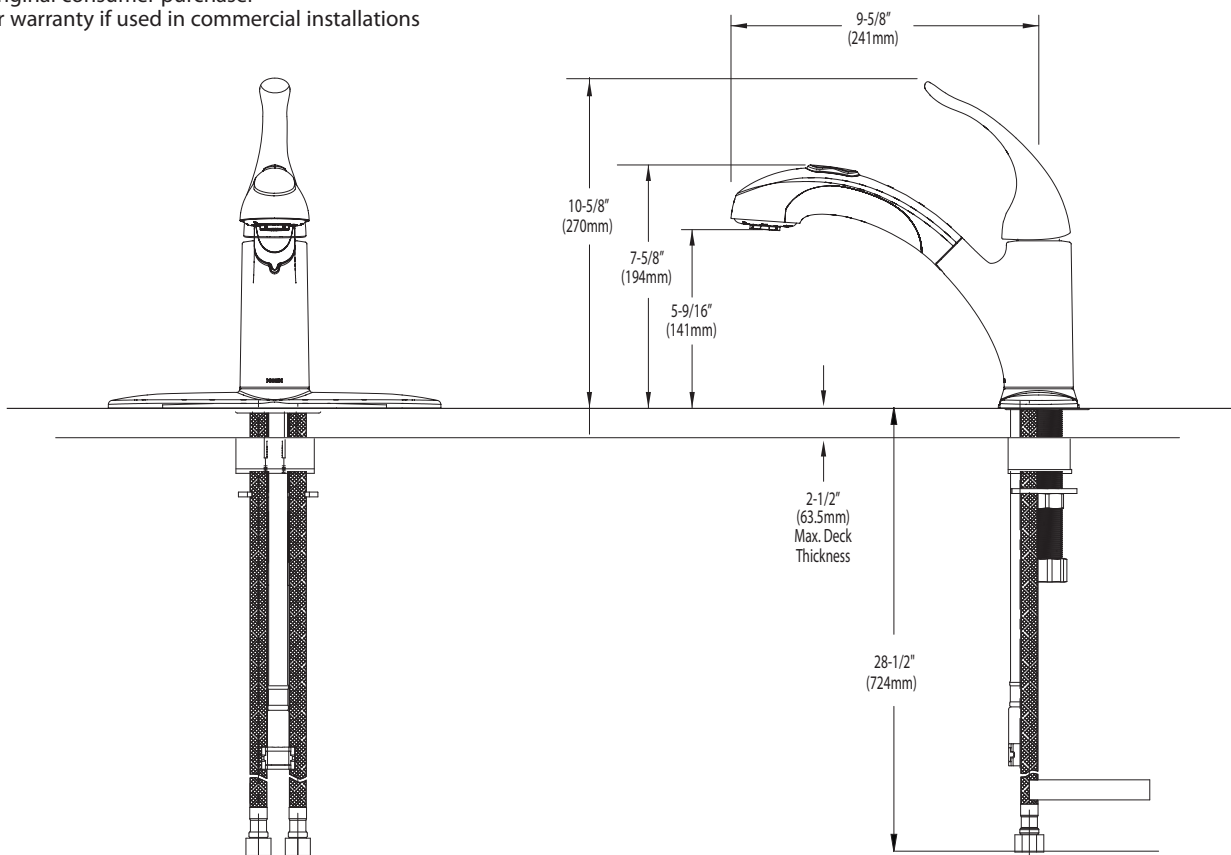
- Lifetime limited warranty against leaks, drips and finish defects to the original consumer purchaser
- 5 year warranty if used in commercial installations



Integra® Single Control Kitchen Faucet

Models: 67315 series

NOTE: DESIGNED TO INSTALL
THRU 1 OR 3 HOLES 1-1/4" (32mm) MIN. DIA.



CRITICAL DIMENSIONS

(DO NOT SCALE)



Buy it for looks. Buy it for life.®

Specifications

FAUCET DESCRIPTION

- Metal construction with chrome plated or brushed chrome finish
- Hydrolock™ quick connect installation
- Pullout spray with 68" braided hose)
- 1/2" IPS connections will accept standard ball nose connection for 3/8" tubing

OPERATION

- Lever style handle
- Temperature controlled by 180° arc of handle travel
- Spout rotation is 120°
- Operates with less than 5lbs. of force
- Operates in stream or spray mode in the pullout or retracted position

FLOW

- Aerator is limited to 2.2 gpm (8.3 L/min) at 60 psi

CARTRIDGE

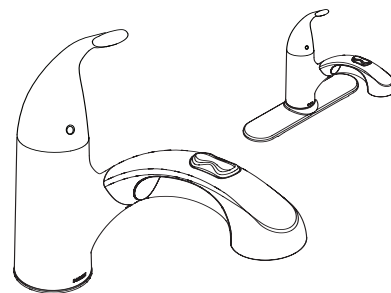
- 1225 cartridge design
- Engineered polymers, nonferrous and stainless steel materials

STANDARDS

- Third party certified to CSA B-125, ASME A112.18.1M, NSF 61 Section 9, California Proposition 65, ANSI A117.1 and all applicable requirements referenced therein
- The backflow protection system in this device consists of two independently operating check valves, a primary and a secondary which prevent backflow.

WARRANTY

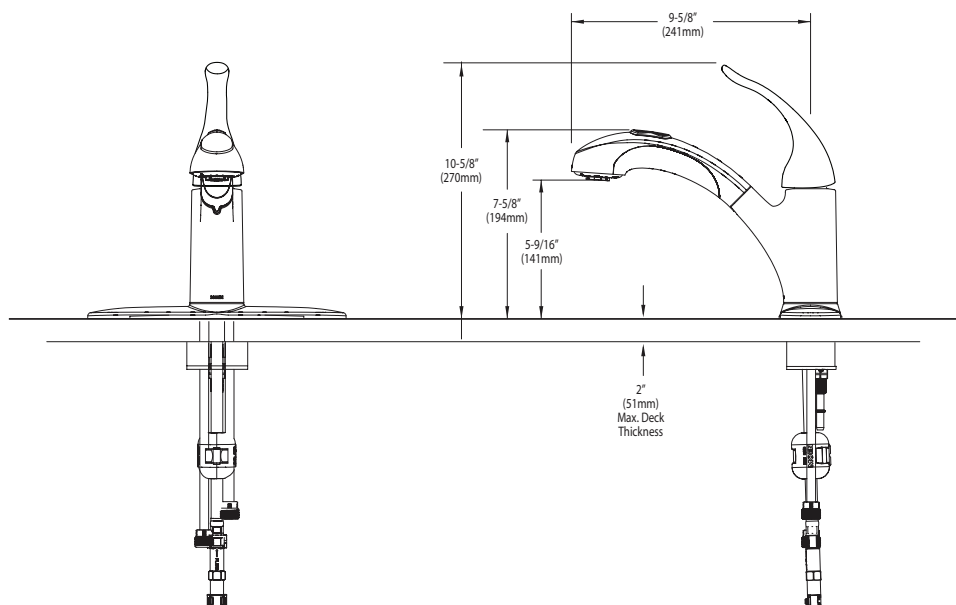
- Lifetime limited warranty against leaks, drips and finish defects to the original consumer purchaser
- 5 year warranty if used in commercial installations



Single Control Kitchen Faucet Models:

Models: 67315C, 67315SL

NOTE: DESIGNED TO INSTALL
THRU 1 OR 3 HOLES 1-1/4" (32mm) MIN. DIA.



CRITICAL DIMENSIONS

(DO NOT SCALE)