

FAUCET DESCRIPTION

- Fixed mount vandal proof showerhead
- Metallic spray face and shell
- Brass swivel ball assembly
- Adjustable spray angle*
- **(Only by serviceable professional installer)*

FLOW

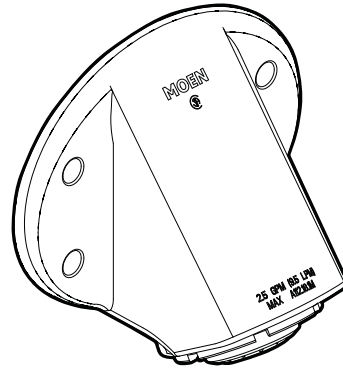
- Designed to deliver 2.5 gpm (9.5 L/min) at 80 psi

STANDARDS

- Designed and manufactured to comply with the requirements of: ASME A112.18.1/CSA B125.1 and all requirements referenced therein

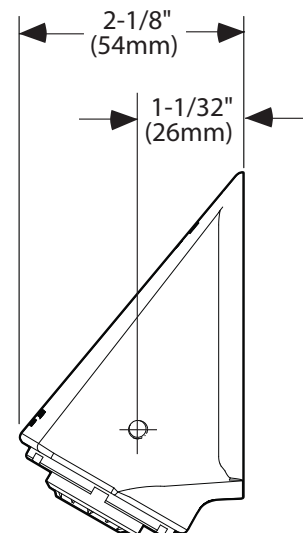
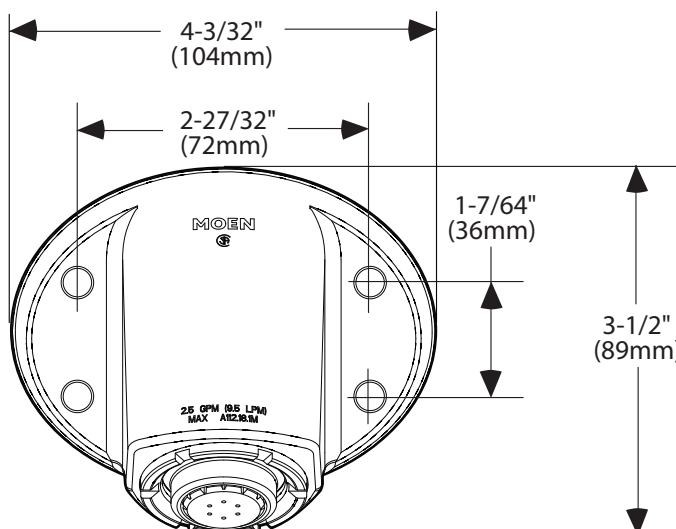
WARRANTY

- Warranted for 5 years against material or manufacturing defects



VANDAL PROOF SHOWERHEAD

Model: 8290



CRITICAL DIMENSIONS

(DO NOT SCALE)