



## Specifications

## DESCRIPTION

- Chrome plated metal construction
- 1/2" IPS connections
- Supplied with vandal resistant screws

## OPERATION

- Wing style handles with hot and cold color indicators
- Hot side counterclockwise to open (clockwise to close)
- Cold side clockwise to open (counterclockwise to close)

## FLOW


- Aerator is limited to 2.2 gpm max (8.3 L/min)

## CARTRIDGE

- 1224 cartridge design
- Nonmetallic and stainless steel construction

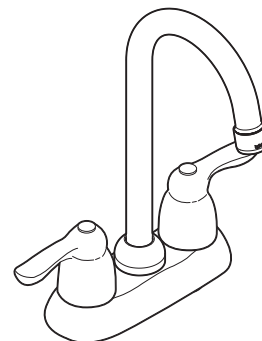
## STANDARDS

- Third party certified to ASME A112.18.1/CSA B125.1 and all applicable requirements referenced therein including NSF61/9
- Contains no more than 0.25% weighted average lead content
- Complies with California Proposition 65 and with the Federal Safe Drinking Water Act

- **ADA**  for lever handles

## WARRANTY

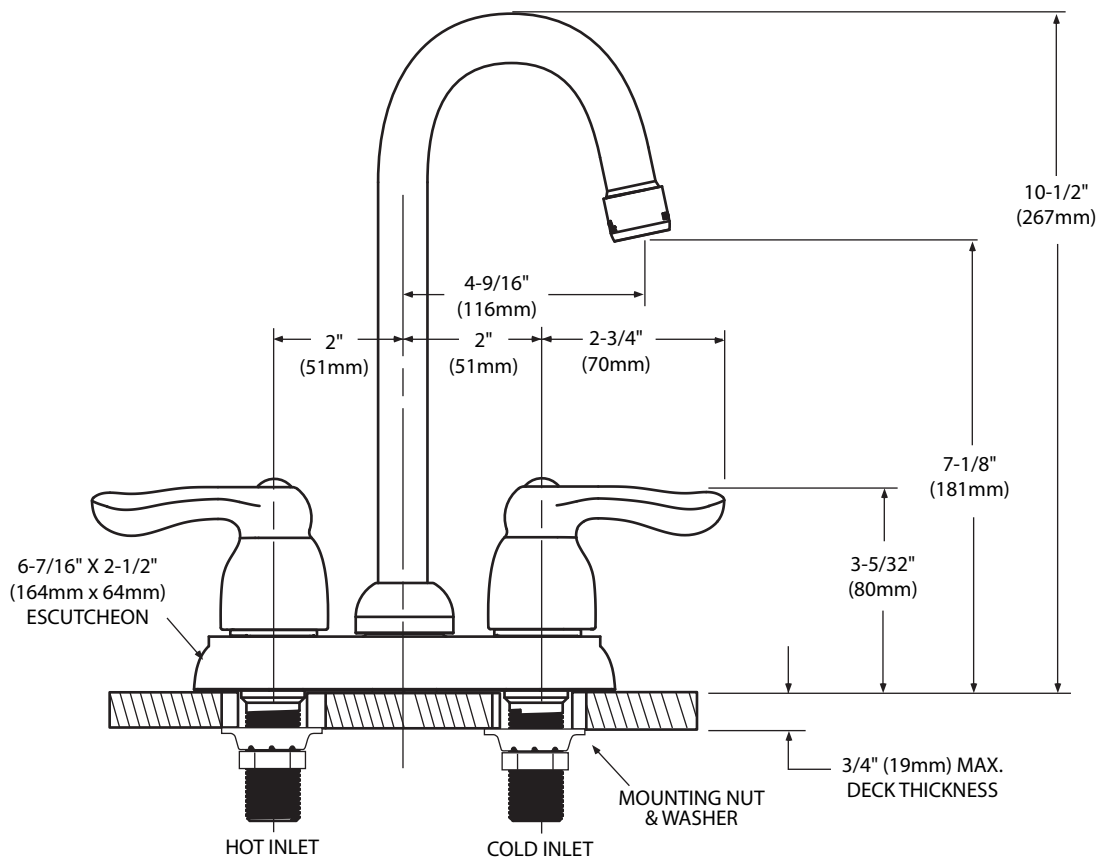
- Warranted for 5 years against material or manufacturing defects



## Two-Handle Bar Faucet

**Model: 8957**

**NOTE:** THIS FAUCET IS DESIGNED TO BE INSTALLED  
THROUGH 2 HOLES, 1" MIN. DIA.  
AND 4" ON CENTER



## CRITICAL DIMENSIONS

(DO NOT SCALE)