

FAUCET DESCRIPTION

- Metal construction with chrome plated finish
- Copper or brass waterways
- 1/2" IPS connections
- Supplied with vandal resistant screws

OPERATION

- 4" Wrist blade style handles with hot and cold color indicators
- Hot side counterclockwise (1/4) turn to open (clockwise to close)
- Cold side clockwise (1/4) turn to open (counterclockwise to close)

FLOW

- Aerator is limited to 2.2 gpm max (8.3 L/min)

CARTRIDGE

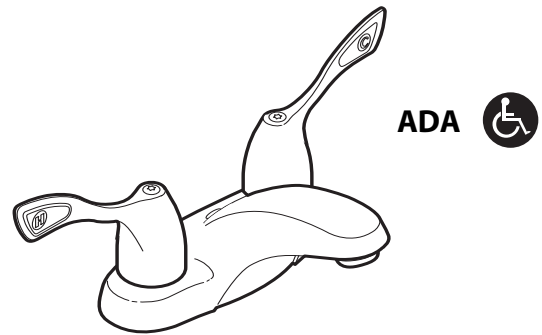
- 1224 cartridge design
- Nonmetallic and stainless steel material

STANDARDS

- Third party certified by IAPMO and CSA to meet ASME A112.18.1M, NSF 61/9, California Proposition 65, and all applicable specifications referenced therein and complies with the requirements of ANSI A117.1

WARRANTY

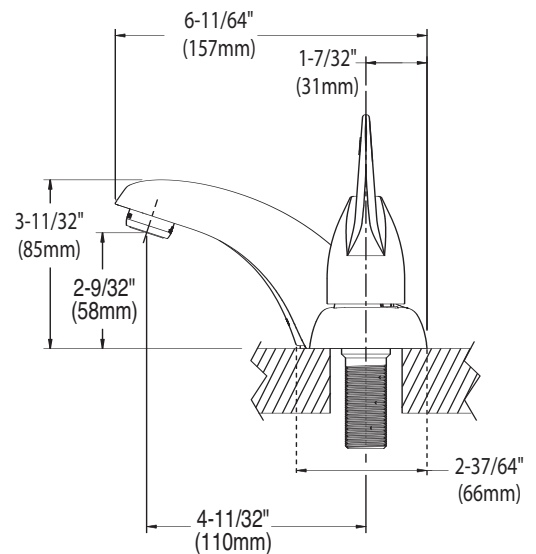
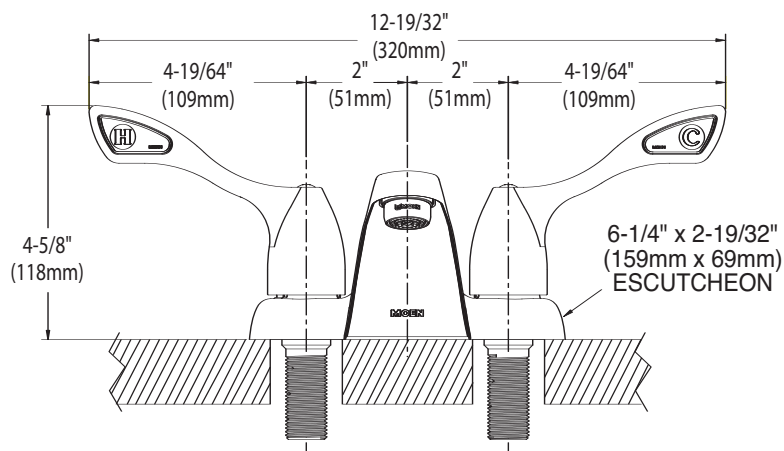
- Warranted for 5 years against material or manufacturing defects



Two-Handle Lavatory Faucet

Model: 8800

NOTE: Designed to be installed through 2 - 1" min. dia. holes 4" on center



CRITICAL DIMENSIONS

(DO NOT SCALE)