

DESCRIPTION

- Solid brass construction
- Chrome, Brushed Chrome or Brushed Nickel finish
- 1/2" IPS connections
- Solid brass waterways

OPERATION

- Lever handle
- Temperature controlled through 110° arc of handle


FLOW

- Aerator is limited to 2.2 gpm max (8.3 L/min)

CARTRIDGE

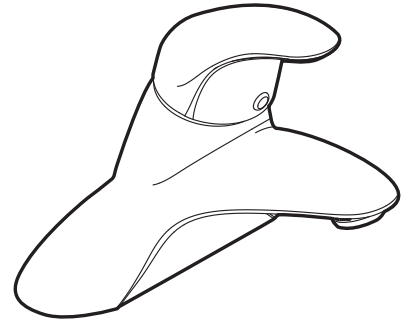
- Ceramic disc cartridge *(with temperature limit stop)
- Nonmetallic/nonferrous and ceramic material

STANDARDS

- Third party certified to CSA B125.1, ASME A112.18.1, ANSI A117.1, and all applicable requirements referenced therein
- Certified to ANSI/NSF 61/9
- Contains no more than 0.25% weighted average lead content
- Complies with California Proposition 65 and with the Federal Safe Drinking Water Act
- **ADA**  for lever handles

WARRANTY

- Warranted for 5 years against material or manufacturing defects



Single Handle Lavatory Faucet

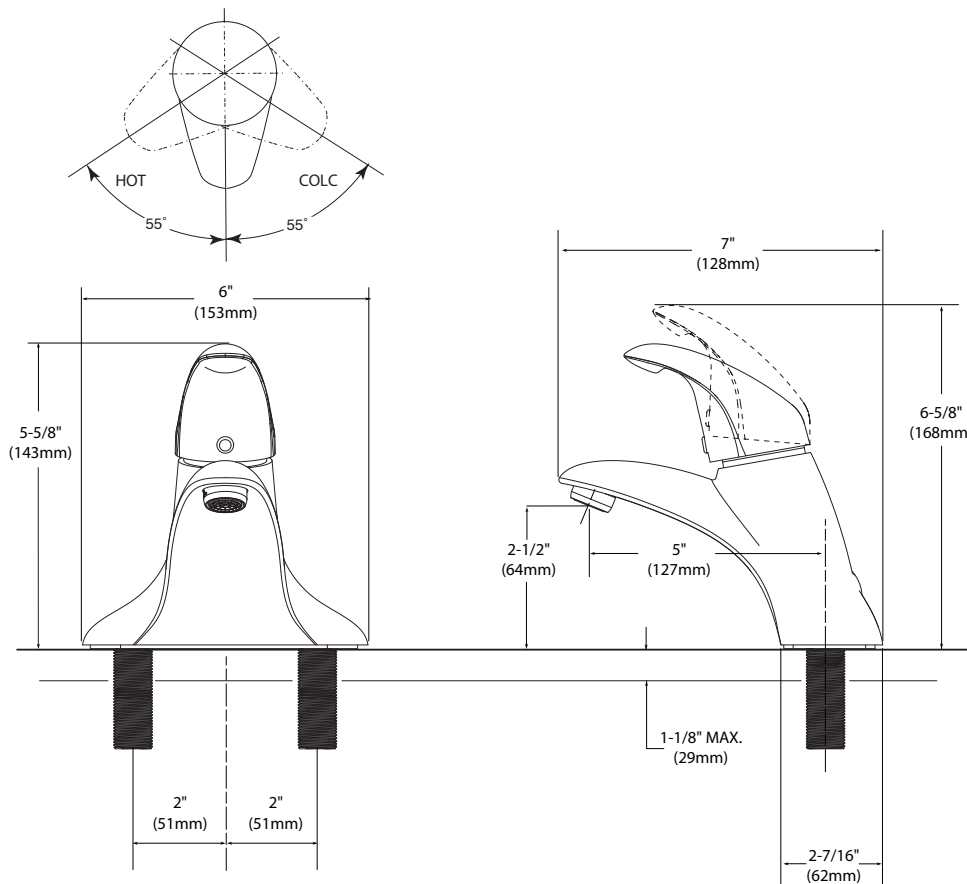
Less Drain

Model: 8413*

With Metal Pop-up Drain Assembly

Models: 8414*, 8414BC, 8414BN

NOTE: THIS FAUCET IS DESIGNED TO BE INSTALLED THRU 3 HOLES, 1" MIN. DIA.



CRITICAL DIMENSIONS

(DO NOT SCALE)