

## FAUCET DESCRIPTION

- Brass construction with chrome plated finish
- 4" centerset
- 1/2" IPS connections
- Vandal resistant torx head screws
- Vandal resistant aerator
- 8216 includes metal pop up drain

## OPERATION

- Lever style handles with hot and cold color indicators


## FLOW

- Aerator is limited to 2.2 gpm max. (8.3 L/min)
- Aerator is limited to 0.5 gpm max. (1.9 L/min) for model # 8211

## CARTRIDGE

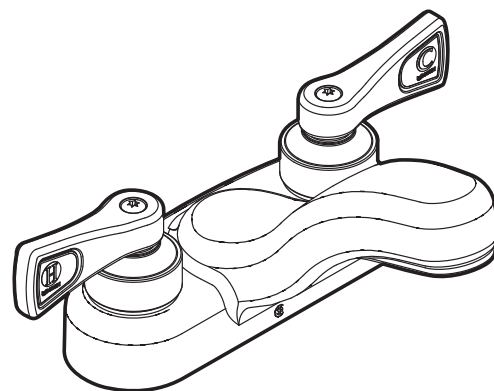
- Brass shell, ceramic disc cartridge
- 1/4 turn operation

## STANDARDS

- Third party certified to meet ASME A112.18.1/CSA B-125.1 and all applicable specifications referenced therein
- Certified to ANSI/NSF 61/9
- Complies with California Proposition 65 and with the Federal Safe Drinking Water Act
- **ADA**  for lever handle s

## WARRANTY

- Warranted for five years against material or manufacturing defects



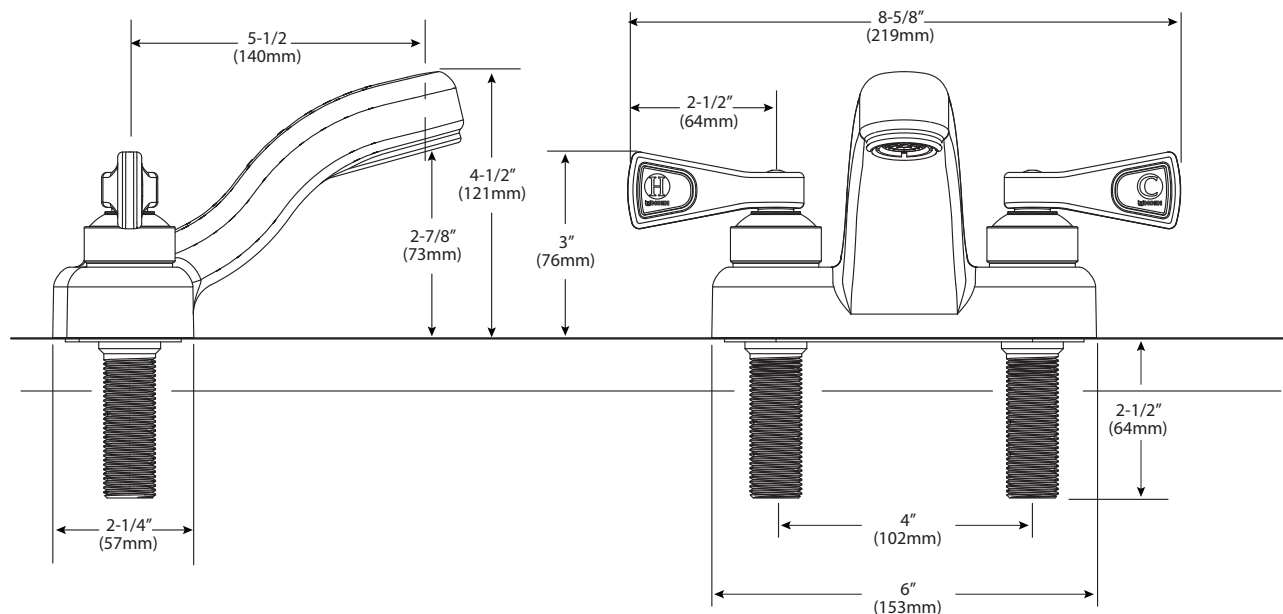
## Two-Handle Lavatory Faucet

**Models:** 8210, 8211, 8216†, 8218\*

† 8216 includes metal pop up drain

\* 8218 uses 14750 grid strainer

**NOTE:** Designed to be installed through 2 holes - 1" (25mm) min. dia.



## CRITICAL DIMENSIONS

(DO NOT SCALE)