

Tag:

Series : HP

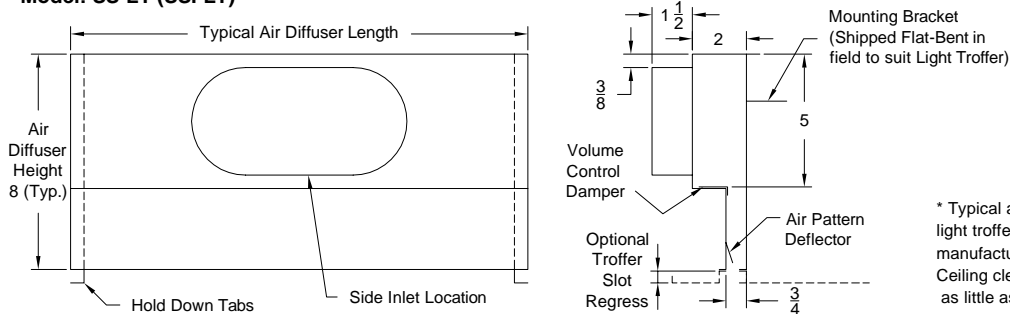
METAL*LAIRE®

Submittal No: HP-LT

Light Troffer Diffuser Galvanized Steel

Models:	SS-LT-6	Single Sided Supply - Non Insulated
	SSI-LT-6	Single Sided Supply - Insulated
	SSR-LT-6	Single Sided Return - Non Insulated
	SSRI-LT-6	Single Side Return - Insulated
	DS-LT-6	Double Sided Supply - Side Inlet - Non Insulated
	DSI-LT-6	Double Sided Supply - Side Inlet - Insulated
	DST-LT-6	Double Sided Supply - Top Inlet - Non Insulated
	DSTI-LT-6	Double Sided Supply - Top Inlet - Insulated

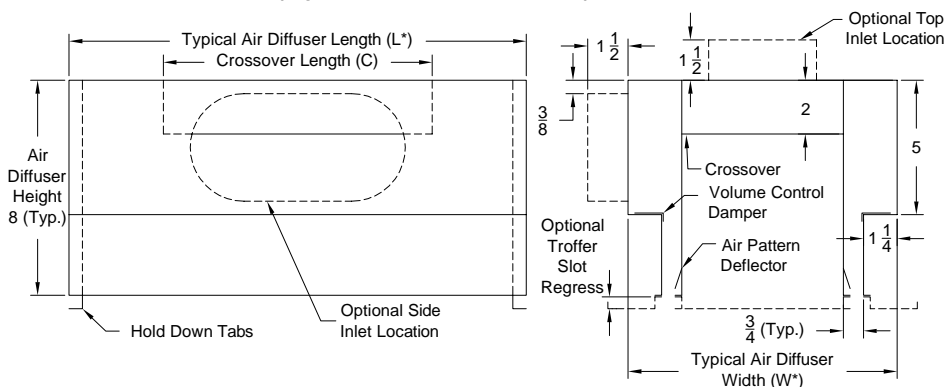
Model: SS-LT (SSI-LT)



Nominal Light Troffer Length	Typical Return Length
24	17
36	25 3/4
48	40

* Typical air diffuser lengths vary with air handling light troffer manufacturer. Specify the light fixture manufacturer's name and model number on all orders. Ceiling clearance required is typically 8" but can be as little as 6" above the ceiling line.

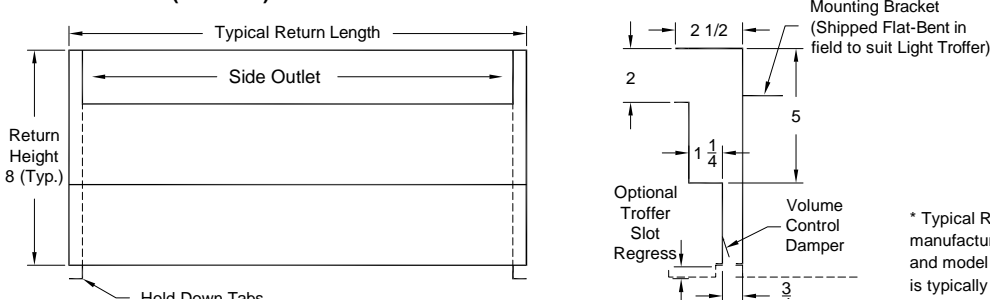
Model: DS-LT-6, DSI-LT-6 (Options: DST-LT-6, DSTI-LT-6)



Nominal Light Troffer (Width x Length)	Typical Air Diffuser Dimensions		
	W*	L*	C
12 x 48	12	40	18
24 X 24	24	17	12
24 X 48	24	40	18
36 X 36	36	25 3/4	18

* Typical air diffuser widths and lengths vary with air handling light troffer manufacturer. Specify the light fixture manufacturer's name and model number on all orders. Ceiling clearance required is typically 8" but can be as little as 6" above the ceiling line. Top inlet units extend above this dimension. Entire diffuser is shipped completely assembled to the job site.

Model: SSR-LT (SSRI-LTI)



Nominal Light Troffer Length	Typical Return Length
24	17
36	25 3/4
48	40

* Typical Return lengths vary with air handling light troffer manufacturer. Specify the light fixture manufacturer's name and model number on all orders. Ceiling clearance required is typically 8" but can be as little as 6" above the ceiling line.

Notes: (☐ check if provided)

1. Available Finishes	4. Construction Details
Standard Finish: <input type="checkbox"/> 27 - Black Edges	<ul style="list-style-type: none">• Electrogalvanized steel plenum.• Plenum inlets available in 4", 5", 6" and 7"• (round or oval).• Other Sizes may be available.

Dimensions are in inches