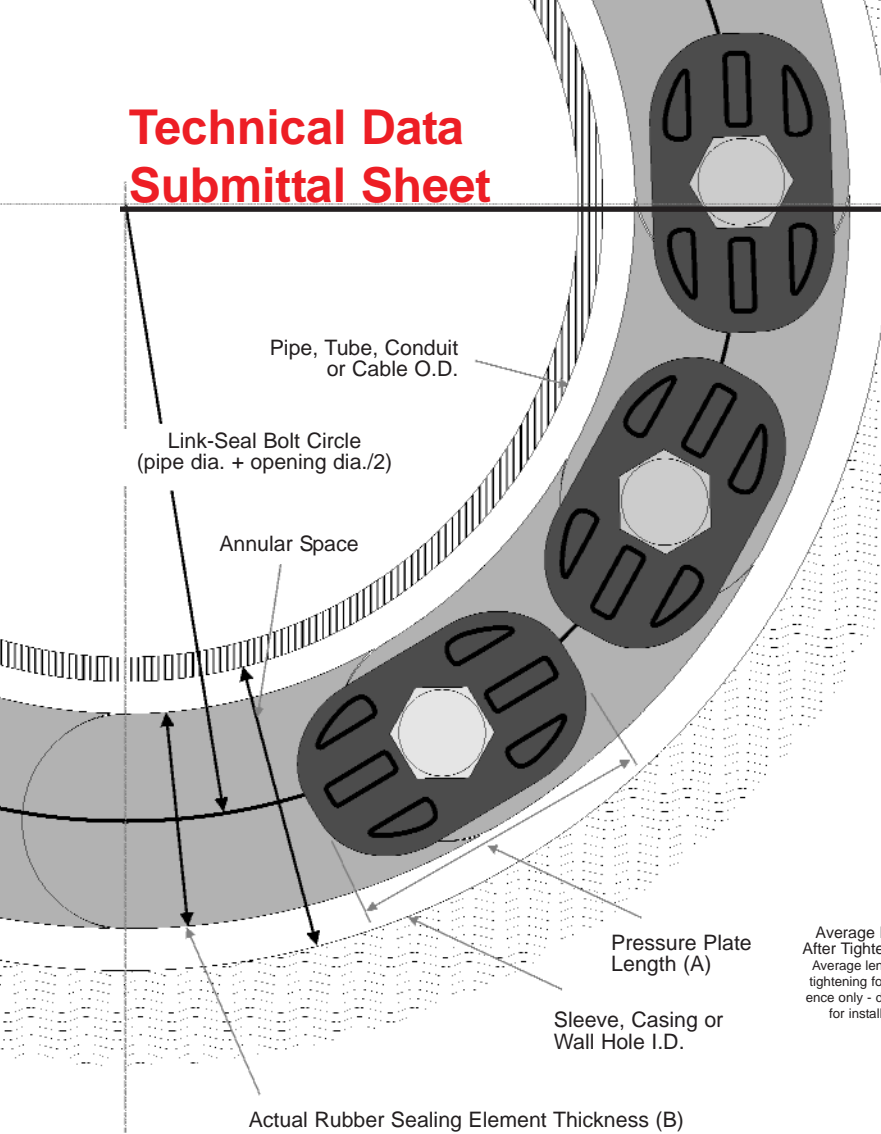
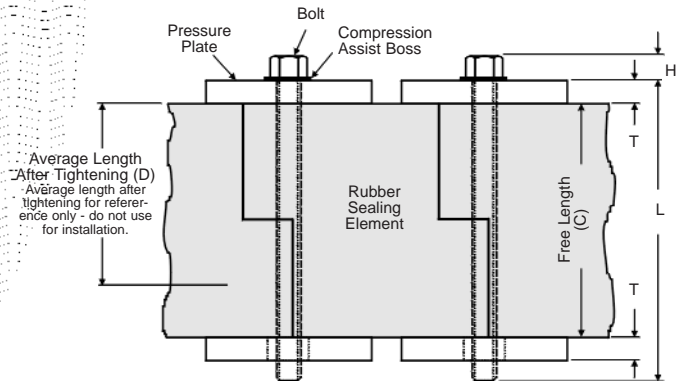


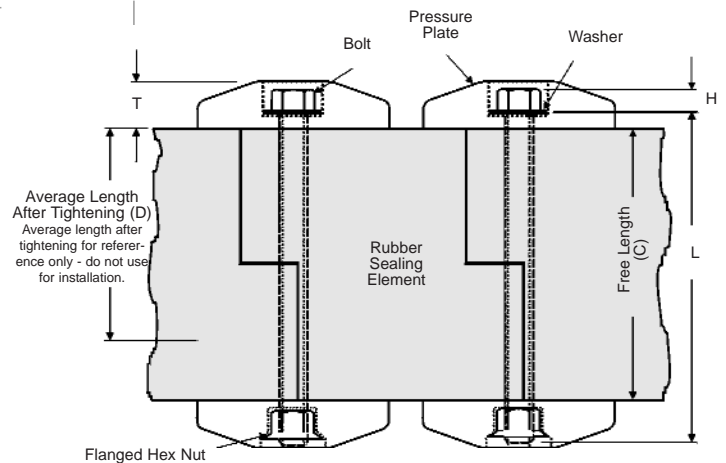
# Technical Data Submittal Sheet



## For LS-200 through LS-315



## For LS-325 through LS-600



### Dimensional Data for Models C, L, O, S-316 and OS-316 (Dimensions in inches except as noted)

LINK-SEAL MODEL NO.	RUBBER SEALING ELEMENT			PRESSURE PLATE		BOLT				WEIGHT FOR 10 LINK SECTION (LBS)	MIN. REQUIRED SEATING WIDTH
	ACTUAL THICKNESS (B)	FREE LENGTH (C)	AVG. LENGTH AFTER TIGHTENING (D)	(A)	(T)	HEX ACROSS FLATS	(H)	THREAD SIZE	(L)		
LS-200-C	0.48	1.75	1.38	1.06	0.31	M5 (slotted hex)	0.18	M5	2.50	0.75	2.25
LS-275-C	0.61	1.75	1.38	0.90	0.31	M5 (slotted hex)	0.18	M5	2.50	0.85	2.25
LS-300-C	0.69	2.37	1.87	1.50	0.44	0.50	0.22	5/16-18	3.50	2.10	3.00
LS-315-C	0.81	2.37	1.87	1.44	0.44	0.50	0.22	5/16-18	3.50	3.00	3.00
LS-325-C	0.88	2.63	2.00	3.13	1.00	0.50	0.22	5/16-18	4.50	5.50	4.00
LS-340-C	1.00	2.70	2.25	1.52	0.67	0.50	0.22	5/16-18	4.50	3.40	4.00
LS-360-C	1.24	2.70	2.25	2.05	0.77	0.50	0.22	5/16-18	4.50	5.00	4.00
LS-400-C	1.38	3.50	2.75	3.50	1.06	0.56	0.25	3/8-16	5.00	12.00	5.00
LS-410-C	1.43	3.37	2.87	2.52	0.88	0.56	0.25	3/8-16	5.00	8.20	5.00
LS-425-C	1.06	3.00	2.25	3.50	1.19	0.56	0.25	3/8-16	5.00	10.00	5.00
LS-475-C	1.56	3.38	2.63	2.63	0.88	0.56	0.25	3/8-16	5.00	10.00	5.00
LS-500-C	2.25	3.75	2.75	3.63	1.06	0.75	0.34	1/2-13	5.50	22.50	5.00
LS-525-C	2.06	3.75	2.87	3.63	1.06	0.75	0.34	1/2-13	5.50	21.00	5.00
LS-575-C	1.81	3.75	3.00	3.00	1.00	0.75	0.34	1/2-13	5.50	15.50	5.00
LS-600-C	3.09	4.00	3.00	6.00	1.90	29.6mm	12.8mm	M20X2.5	180mm	60.60	6.00



# Link-Seal® Modular Seal Model Properties

## with EPDM Seal Elements



EPDM (Black)  
EPDM (Blue) Low Durometer

### Model “C” or “L” Link-Seal Modular Seal

Suitable for use in water, direct ground burial and atmospheric conditions. Provides electrical isolation where cathodic protection is required.

**Type:** Standard

**Seal Element:** EPDM (Black) or EPDM (Blue)

**Pressure Plates:** Reinforced Nylon Polymer

**Bolts & Nuts:** Steel with 2-part Zinc Dichromate & proprietary corrosion inhibiting coating.

**Temp. Range:** -40 to +250°F (-40 to +121°C)\*

### Model “S-316” Link-Seal Modular Seal

For chemical processing & waste water treatment. EPDM rubber is resistant to most inorganic acids and alkalis, some organic chemicals (acetone, alcohol, ketones).

**Type:** Stainless

**Seal Element:** EPDM (Black) or EPDM (Blue)

**Pressure Plates:** Reinforced Nylon Polymer

**Bolts & Nuts:** 316 Stainless Steel

**Temp. Range:** -40 to +250°F (-40 to +121°C)\*

\* = Sustained operation near temperature limits may affect life expectancy.

## with Nitrile Seal Elements



Nitrile (Green)

### Model “O” Link-Seal Modular Seal

Nitrile rubber is resistant to oils, fuel and many solvents (gasoline, motor oil, kerosene, methane, jet fuel, hydraulic fluid, water, etc.).

**Type:** Oil Resistant

**Seal Element:** Nitrile (Green) Note: Not U.V resistant.

**Pressure Plates:** Reinforced Nylon Polymer

**Bolts & Nuts:** Steel with 2-part Zinc Dichromate & proprietary corrosion inhibiting coating.

**Temp. Range:** -40 to +210°F (-40 to +99°C)\*

### Model “OS-316” Link-Seal Modular Seal

Combination of oil resistant rubber and stainless steel hardware.

**Type:** Oil Resistant

**Seal Element:** Nitrile (Green) Note: Not U.V resistant.


**Pressure Plates:** Reinforced Nylon Polymer

**Bolts & Nuts:** 316 Stainless Steel

**Temp. Range:** -40 to +210 °F (-40 to +99°C)\*

\* = Sustained operation near temperature limits may affect life expectancy.

## with Silicone Seal Elements



Silicone (Grey)

### Model “T” Link-Seal Modular Seal

Silicone rubber is ideal for temperature extremes. The “T” model is the one hour Factory Mutual approved.

**Type:** High/Low Temperature

**Seal Element:** Silicone (Grey)

**Pressure Plates:** Steel Zinc Dichromate

**Bolts:** Steel with 2-part Zinc Dichromate & proprietary corrosion inhibiting coating.

**Temp. Range:** -67 to +400°F (-55 to +204°C)\*

### Model “FD/FS” Link-Seal Modular Seal

Double seal for added protection.

**Type:** Fire Seals

**Seal Element:** Silicone (Grey)

**Pressure Plates:** Steel zinc dichromate

**Bolts:** Steel with 2-part Zinc Dichromate proprietary corrosion inhibiting coating.

**Temp. Range:** -67 to +400°F (-55 to +204°C)\*

NOTE: Sustains a constant temp. of 325°F. (163° C.)

\* = Sustained operation near temperature limits may affect life expectancy.

## Material Properties of Link-Seal Modular Seal Elements

PROPERTY	ASTM METHOD	EPDM (EPDM L)	NITRILE	SILICONE
Hardness (shore A)	D-2240	50 ±5 (40 ±5)	50 ±5	50 ±5
Tensile	D-412	1450 psi	1300 psi	860 psi
Elongation	D-412	400%	300%	250%
Compression Set	S-395	15%	45%	40%
		22 hrs. @ 158°F (70°C)	22 hrs. @ 212°F (100°C)	22 hrs. @ 350°F (177°C)
Specific Gravity	D-297	1.10	1.42	1.40

## Material Properties of Composite Pressure Plates

PROPERTY	ASTM METHOD	VALUE
Izod Impact - Notched	D-256	2.05 ft-lb/in
Tensile Strength @ Yield	D-638	20,000 psi
Tensile Strength - Break	D-638	20,250 psi
Flexural Strength @ Yield	D-790	30,750 psi
Flexural Modulus	D-790	1,124,000 psi
Elongation, Break	D-638	11.07%
Specific Gravity	D-792	1.38
Moisture Content	--	0.18%

## Bolt & Nut Specifications

### Standard: Carbon Steel

Carbon steel, zinc dichromated per ASTM B633, with an additional corrosion inhibiting proprietary organic coating. (passes 1470 hour salt spray test)  
Tensile Strength = 60,000 psi, minimum.

### Option: Stainless Steel

ANSI Type = 316, Per ASTM F593-95  
Tensile Strength = 85,000 psi, average.

