

Liberty Pumps™



MODEL 257

MODELS:

CAST IRON

250 Manual

251 Wide-Angle Float

253 Wide-Angle Float, Series Plug

257 VMF, Vertical Magnetic Float

BRASS

270 Manual

271 Wide-Angle Float

273 Wide-Angle Float, Series Plug

277 VMF, Vertical Magnetic Float

Wide-Angle Floats are mercury-free, mechanically activated.

250-SERIES CAST IRON 270-SERIES BRASS SUBMERSIBLE SUMP/EFFLUENT PUMPS 1/3 hp 1-1/2" Discharge 1/2" Solids Handling

270-SERIES: BRASS



MODEL 277



FEATURES:

- Unique one-piece cast body eliminates motor housing seal ring.
- Durable, Epoxy powder coat finish
- Vortex style impeller
- Permanently sealed and lubricated bearings
- Quick-disconnect power cord, 10' length standard (25' optional)
- Heavy duty VMF™ switch on vertical float models (U.S. Patent #5324171)

250-SERIES, 270-SERIES

1/3 hp Sump/Effluent Pumps for Professionals!

ALL MODELS FEATURE:

- Rugged 1/3 hp motor, oil filled with thermal overload protection.
- 1/2" solids handling.
- 1-1/2" discharge.
- Hermetically sealed motor and switch cavities, and permanently lubricated bearings.
- Liberty's UNI-BODY casting – a solid, one-piece housing that eliminates the lower motor seal ring found on other pumps.
- Epoxy powder coat finish
- Vortex style impeller for superior solids-handling. Made of high temperature engineering polymer.
- Carbon and ceramic shaft seal.
- 10' quick-disconnect power cord – standard. Allows removal of cord in seconds without breaking seals to the motor. UL approved. Available also in 25 length. Add "-2" suffix to model number.
Example: 257-2
- Fasteners – all non-corrosive stainless steel.
- 416 stainless steel rotor shaft.
- **2 YEAR LIMITED WARRANTY**

MOTOR SPECIFICATIONS:

1/3 hp 115V 5.2 amps 60Hz 1725 RPM
Thermally Protected & Permanently Lubricated

Maximum Fluid Temperature: 140°F

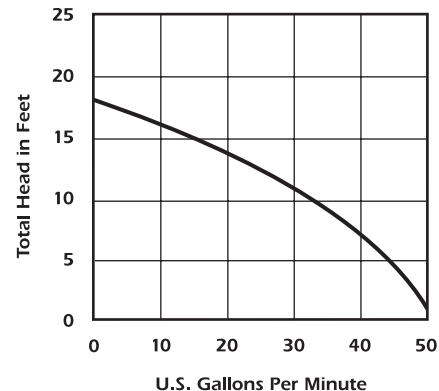
DIMENSIONAL DATA:

Weight: Model 257: 22 lbs.
Model 277: 24 lbs.

Height: 10.5"

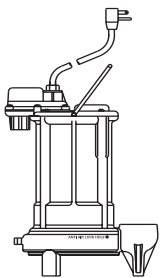
Major Width: 9.6" (manual model 250)

PERFORMANCE CURVE

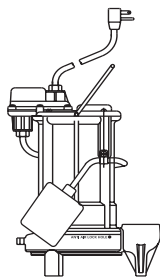


EFFLUENT MODELS

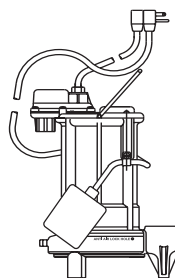
SUMP



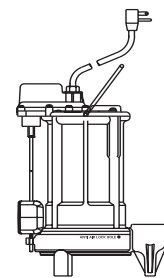
Models 250, 270
Manual, no switch.



Models 251, 271
Quick-disconnect
wide-angle float,
mercury-free.



Models 253, 273
Wide-angle float with
series (piggy-back)
plug, allows manual
operation of pump.



Models 257, 277 VMF
(U.S. Patent #5324171)
VMF switch, magnetically
operated vertical float –
operates in a 10"
diameter sump.



Dual safety certification for
the United States and Canada.

Specifications are subject to change without notice.