

COUNTERTOP LAVATORY K-2196

ADA

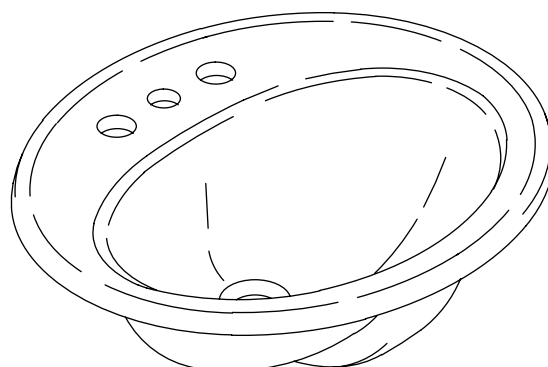
Features

- Vitreous china
- Self-rimming
- ADA compliant when installed in a 21" (53.3 cm) minimum depth countertop
- Optional soap dispenser hole on left (-L) or right (-R)
- With or without overflow
- 4" (10.2 cm) centers
- 20-1/4" (51.4 cm) x 17-1/2" (44.5 cm)

Codes/Standards Applicable

Specified model meets or exceeds the following:

- ADA
- ASME A112.19.2
- IAPMO/UPC
- CSA International
- CABO/ANSI A117.1



Colors/Finishes

- 0: White
- Other: Refer to Price Book for additional colors/finishes

Accessories

- CP: Polished Chrome

Specified Model

Model	Description	Colors/Finishes	
K-2196-4	Countertop lavatory, less soap dispenser hole; with overflow	<input type="checkbox"/> 0	<input type="checkbox"/> Other _____
K-2196-4L	Countertop lavatory with soap dispenser hole on left; with overflow	<input type="checkbox"/> 0	<input type="checkbox"/> Other _____
K-2196-4R	Countertop lavatory with soap dispenser hole on right; with overflow	<input type="checkbox"/> 0	<input type="checkbox"/> Other _____
K-2196-4N	Countertop lavatory, less soap dispenser hole; less overflow	<input type="checkbox"/> 0	<input type="checkbox"/> Other _____
K-2196-4K	Countertop lavatory with soap dispenser hole on right; less overflow	<input type="checkbox"/> 0	<input type="checkbox"/> Other _____
K-2196-4F	Countertop lavatory with soap dispenser hole on left; less overflow	<input type="checkbox"/> 0	<input type="checkbox"/> Other _____

Recommended Accessories		
K-8998	P-Trap	<input type="checkbox"/> CP

Product Specification

The self-rimming lavatory shall be 20-1/4" (51.4 cm) in length, and 17-1/2" (44.5 cm) in width. Lavatory shall be made of vitreous china. Lavatory shall have 4" (10.2 cm) centers drilling. Lavatory shall be ADA compliant when installed in a 21" (53.3 cm) minimum depth countertop. Lavatory shall be with or without overflow. Lavatory shall feature optional soap dispenser hole (-L, left or -R, right). Lavatory shall be Kohler Model K-2196-_____-_____.

PENNINGTON™

Technical Information

Fixture:*	Basin area	Water depth
Lavatory	16" (40.6 cm) x 11" 27.9 cm)	4" (10.2 cm)
Drain hole	1-3/4" (4.4 cm) D.	
* Approximate measurements for comparison only.		

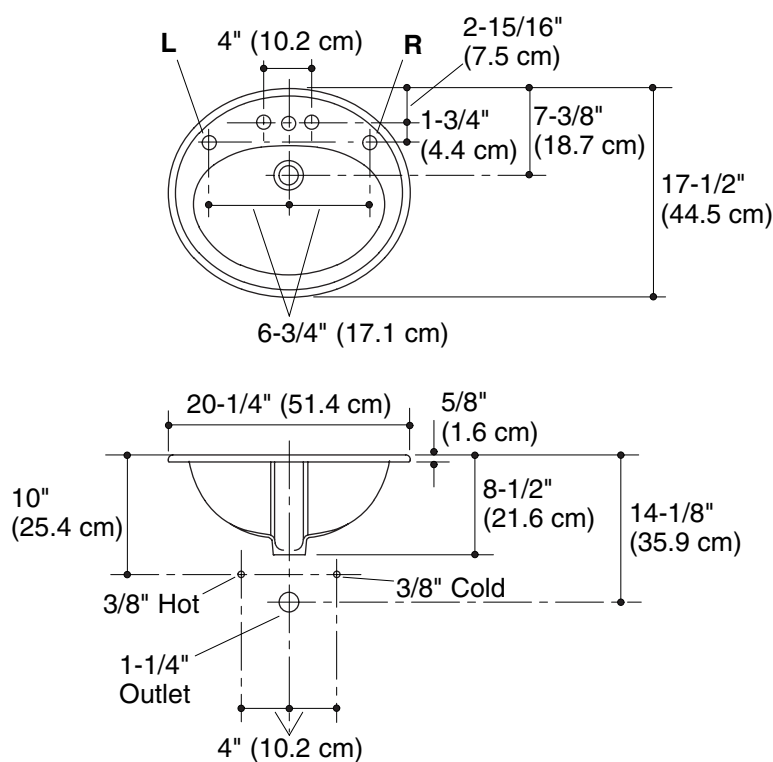
Holes	Spout	Faucet	Soap dispenser
	1-3/8" (3.5 cm) D.	1-3/8" (3.5 cm) D.	1-1/4" (3.2 cm) D.

Included components:	
Cut-out template	1002970-7

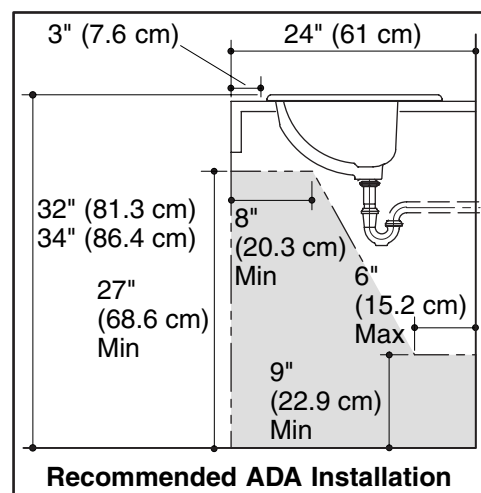
Installation Notes

Install this product according to the installation guide.

NOTICE: Countertop manufacturer or cutter **must** use the cut-out template provided with the product, or a current one provided by Kohler Co. (call 1-800-4-KOHLER). Kohler Co. is not responsible for cutout errors when the incorrect cut-out template is used.



Standard Installation



Recommended ADA Installation

Product Diagram