

### Features

- Vitreous china
- Undercounter
- ADA compliant when installed in a 21" (53.3 cm) minimum depth countertop
- With or without overflow
- Includes 52047 clamp assembly
- 18" (45.7 cm) x 12" (30.5 cm) [K-2214, K-2214-G]
- 21" (53.3 cm) x 14" (35.6 cm) [K-2215]

### UNDERCOUNTER LAVATORY

## K-2214

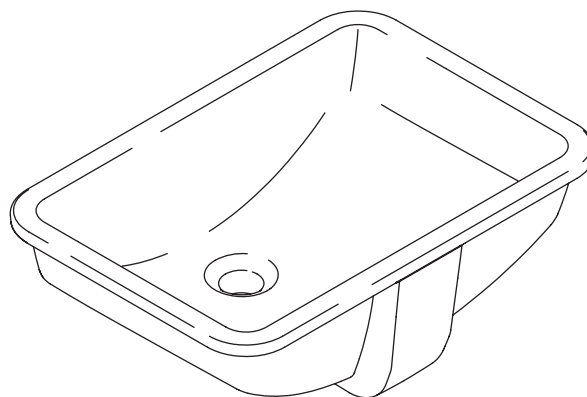
## ALSO K-2215

ADA

### Codes/Standards Applicable

Specified model meets or exceeds the following:

- ASME A112.19.2/CSA B45.1
- ICC/ANSI A117.1
- ADA



### Colors/Finishes

- 0: White
- Other: Refer to Price Book for additional colors/finishes

### Accessories

- CP: Polished Chrome
- Other: Refer to Price Book for additional colors/finishes

### Specified Model

| Model                          | Description  | Colors/Finishes             |                                     |
|--------------------------------|--|-----------------------------|-------------------------------------|
| K-2214                         | 18" (45.7 cm) x 12" (30.5 cm) undercounter lavatory with overflow                        | <input type="checkbox"/> 0  | <input type="checkbox"/> Other_____ |
| K-2214-G                       | 18" (45.7 cm) x 12" (30.5 cm) undercounter lavatory with glazed underside, less overflow | <input type="checkbox"/> 0  | <input type="checkbox"/> Other_____ |
| K-2215                         | 21" (53.3 cm) x 14" (35.6 cm) undercounter lavatory with overflow                        | <input type="checkbox"/> 0  | <input type="checkbox"/> Other_____ |
| <b>Recommended Accessories</b> |  |                             |                                     |
| K-8998                         | Adjustable P-Trap  | <input type="checkbox"/> CP | <input type="checkbox"/> Other_____ |

### Product Specification

The undercounter lavatory shall be made of vitreous china. Lavatory shall be 18" (45.7 cm) in length and 12" (30.5 cm) in width [K-2214, K-2214-G], or 21" (53.3 cm) in length and 14" (35.6 cm) in width [K-2215]. Lavatory shall be ADA compliant when installed in a 21" (53.3 cm) minimum depth countertop. Lavatory shall be with overflow [K-2214, K-2215] or less overflow [K-2214-G]. Lavatory shall include 52047 clamp assembly. Lavatory shall be Kohler Model K-\_\_\_\_\_-\_\_\_\_ or K-2214-G-\_\_\_\_\_.

## Technical Information

|   |                     |   |
|---|---------------------|---|
| Fixture*:                                       |                     |   |
| Basin area                                      | K-2214,<br>K-2214-G | 18-3/8" (46.7 cm) x<br>11-5/8" (29.5 cm)  |
|   | K-2215              | 20-7/16" (51.9 cm) x<br>13-1/2" (34.3 cm) |
| Water depth                                     | 4-5/8" (11.7 cm)    |   |
| Drain hole                                      | 1-3/4" (4.4 cm) D.  |   |
| * Approximate measurements for comparison only. |                     |   |

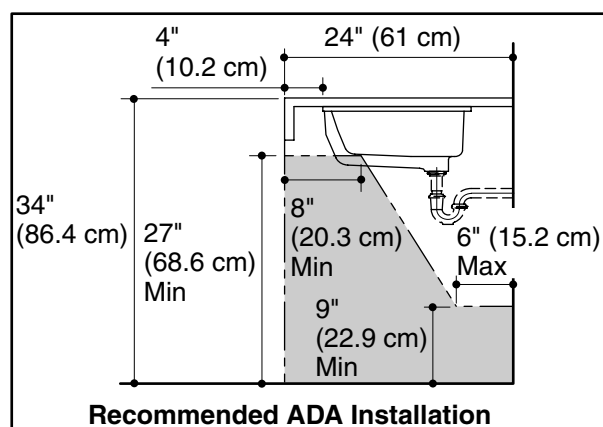
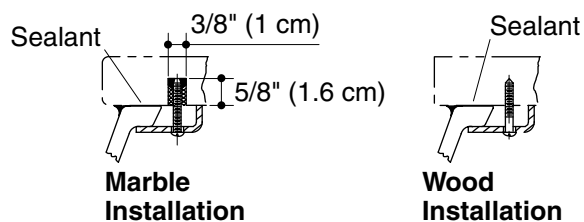
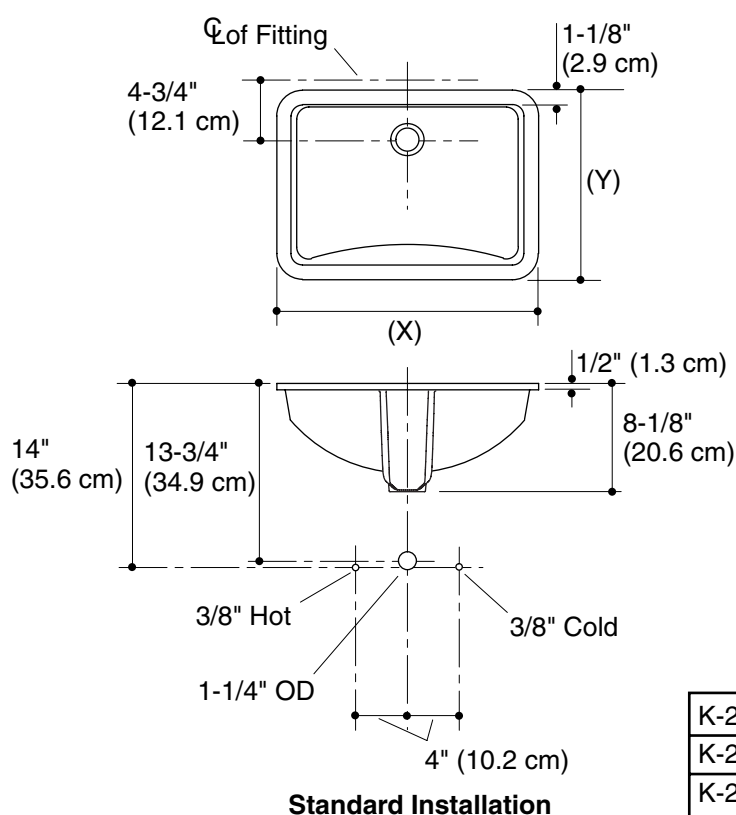
|  |           |
|--|-----------|
| Included components:                   |           |
| Basin clamp assembly                   | 52047     |
| Cut-out template – K-2214 and K-2214-G | 1053195-7 |
| Cut-out template – K-2215              | 1002977-7 |

## Installation Notes

Install this product according to the installation guide.

Supplied basin clamp assemblies require 1" (2.5 cm) minimum countertop thickness. Installer must supply anchors for thinner countertops.

The product diagram is based on the K-8998 adjustable P-Trap with 1" (2.5 cm) of tailpiece exposed.



|  |
|--|
| K-2214: (X)= 20-7/8" (53 cm), (Y)= 14-3/8" (36.5 cm)   |
| K-2214-G: (X)= 20-7/8" (53 cm), (Y)= 14-3/8" (36.5 cm) |
| K-2215: (X)= 23-1/4" (59.1 cm), (Y)= 16-1/4" (41.3 cm) |

## Product Diagram