

CORALAIS® DECORATOR SERIES

Features

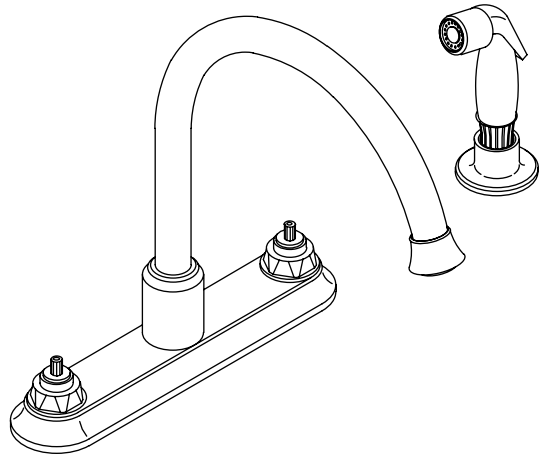
- Metal construction
- Reversible quarter-turn washerless ceramic disc valves
- For 8" (20.3 cm) centers
- 9" (22.9 cm) swing spout reach
- Matching finish sidespray
- Lower flow aerator options are available (refer to the Kohler Price Book)
- 2.2 gpm (8.3 lpm) maximum flow rate

Codes/Standards Applicable

Specified model meets or exceeds the following at date of manufacture:

- ASME A112.18.1/CSA B125.1
- NSF 61
- Energy Policy Act of 1992
- All applicable US Federal and State material regulations

KITCHEN SINK BASE FAUCET K-15889-K




Colors/Finishes

- CP: Polished Chrome

Accessories

- CP: Polished Chrome
- NA: None applicable

Specified Model

Model	Description	Colors/Finishes
K-15889-K	Kitchen sink base faucet	<input type="checkbox"/> CP
Required Accessories		
K-15850-4M	Lever handles with polished chrome inserts	<input type="checkbox"/> CP
Optional Accessories		
1030920	Sidespray deep roughing-in kit	<input type="checkbox"/> NA

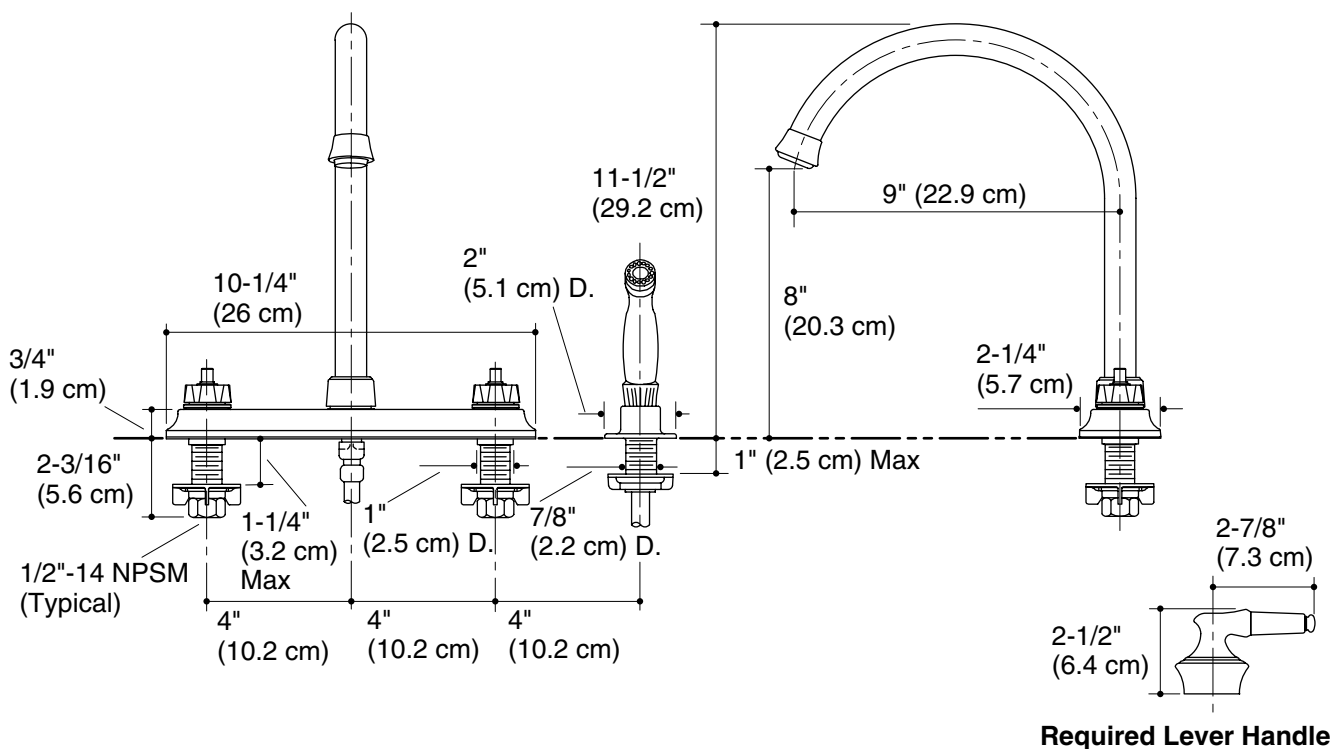
Product Specification

The kitchen sink base faucet shall be of metal construction. Product shall have a maximum flow rate of 2.2 gallons (8.3 L) per minute with lower flow aerator options available (refer to the Kohler Price Book). Product shall feature reversible quarter-turn washerless ceramic disc valves, a 9" (22.9 cm) swing spout reach, and a matching finish sidespray. Product shall be for 8" (20.3 cm) centers. Faucet shall be Kohler Model K-15889-K-CP and required handles shall be Kohler Model K-15850-4M-CP.

CORALAIS® DECORATOR SERIES

Installation Notes

Install this product according to the installation guide.



Product Diagram