



Plastic Pedestal



Stainless Steel Pedestal

IDS Decoder Controller

*Two-wire
decoder control
in an advanced
industrial
package for large
installations*

Decoders can make a large system more affordable and efficient to install, since these small control units receive both power and signals over the same pair of wires. With the IDS, you can control and adjust irrigation in the field, operating up to 103 decoder stations (plus a pump/master valve) from the controller over that single pair of wires...although you may run up to five wire paths in different directions to further reduce installation costs. Up to 64 programs are stored

in the controller's non-volatile memory, allowing the IDS to water massive irrigation schedules. With such a high capacity controller, your complete system will require fewer controllers to operate all of your sprinklers, without giving up the local access (in view of your plants) that field controllers provide. Plus, the two-wire decoder path also makes retrofitting new stations after the initial installation a snap—just snip the wires, and splice in another decoder.

Features & Benefits



Two-wire, color-coded decoder connections

Easy installation and troubleshooting

More active solenoids per controller, simultaneously

Up to 20 active stations allows greater flexibility in programming

Waterproof, epoxy-filled, solid state components

High reliability and survivability, field-proven in the harshest environments (when mounted in valve boxes and grounded as specified)

Custom lightning and surge protection

Unique in-line and end-of-line surge protectors install easily and protect your investment

Built-in thermal circuit breaker

Automatically protects against overload, self-resets when trouble is past

Four-station decoders for maximum savings

Four separate color-coded outputs for each independently controlled station, in a single device

Easy system expansion

Allows your system to grow with your irrigation needs

No additional wiring needed as your system grows

Just add decoders to existing two-wire path

IDS Models

IDS-SP – Stainless Steel Pedestal:
34½" H x 18" W x 10" D
(88 cm H x 31.1 cm W x 26 cm D)

IDS-PP – Plastic Pedestal:
35" H x 17½" W x 10½" D
(89 cm H x 45 cm W x 27 cm D)

Decoder Models

ID-1: Single-station decoder (two solenoid capacity)

ID-4: Four-station decoder (two solenoid capacity per station output)

ID-N: In-line surge protection module (connects to earth ground)

ID-E: End-line surge protection (connects to earth ground)

Electrical Specifications

- Primary (Input): 115VAC, 1A max.
- Secondary (Output): 28VAC, 2A max.

Decoder Electrical Characteristics

Power Draw:

- ID-1: 1 mA (idle), 20 mA (per active solenoid)
- ID-4: 1 mA (idle), 20 mA (per active solenoid)

Solenoid Capacity:

- ID-1: 1 to 2 simultaneously
- ID-4: 1 to 4 simultaneously

Decoder Wire Pair requirements

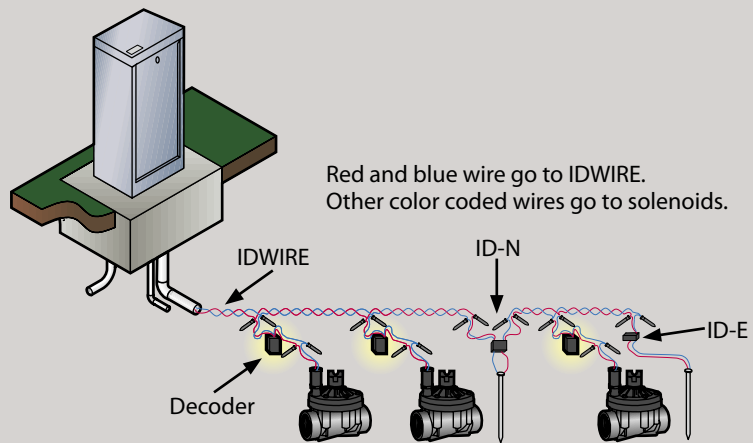
- IDWIRE-1: 14/2 AWG/1.5 mm (to 10,000 feet/3000 m)*
- IDWIRE-2: 12/2 AWG/2 mm (to 15,000 feet/4500 m)*

* Shipped as 2500' spools

Decoder-to-solenoid wiring

- 18 AWG/1.024 mm, twisted (150 feet/45 m)

The Decoder Concept is Simple





Run a single pair of wires from the controller (up to 15,000 feet or 4500 meters), then splice a decoder into the color-coded wire pair, wherever you want to add valve control (or valve-in-head sprinklers). A short run of wire connects the decoder to the valve solenoid (up to 150 feet/45 meters from decoder to solenoid).

Ultimate Protection Against Surges and Lightning

With the IDS you get superior surge protection, increasing the probability that your system will continue to operate following electrical spikes and lightning strikes.

Two types of surge protection devices are included in your system: in-line suppression units (ID-N) are placed after every few decoders throughout the system, end-line suppression units (ID-E) are positioned at the end of each wire path. Both types of units have wire leads for attachment to copper ground rods or plates.



SPECIFICATION GUIDE

EXAMPLE: **IDS - SP**

MODEL	FEATURES
IDS = Institutional Decoder Controller	PP = Plastic Pedestal SP = Stainless Steel Pedestal
ID = Institutional Decoder	1 = Single Station Decoder Component 4 = 4-Station Decoder Component N = In-line Surge Protector E = End-line Surge Protector
IDWIRE = Institutional Decoder Wiring	1 = 2-wire #14-2 cable (2500' reels) 2 = 2-wire #12-2 cable (2500' reels)
IDSCD = Optional Decoder Manager Setup & Diagnostic software and interface cable (requires laptop computer)	

Hunter Industries Incorporated • The Irrigation Innovators

1940 Diamond Street • San Marcos, California 92078 • TEL: (1) 760-744-5240 • FAX: (1) 760-744-7461
www.HunterIndustries.com

© 2005 Hunter Industries Incorporated

P/N 715045

LIT-378

7/05