



# GERBER

VITREOUS CHINA  
TOILET  
**HE-21-812**

LAVATORIES

TOILETS

BIDETS / URINALS

CAST IRON



## AVALANCHE™ 1.28 Gravity Toilet Elongated

12" Rough-in

### Features:

- 1.28 gpf (4.8 Lpf) High Efficiency Toilet
- Elongated Bowl
- 3" Flush Valve
- Fluidmaster® Fill Valve
- Glazed Trapway
- Reverse Trap
- Dual Feed Jet
- Available in White and Biscuit
- Side Tank Lever
- 2 Bolt Caps

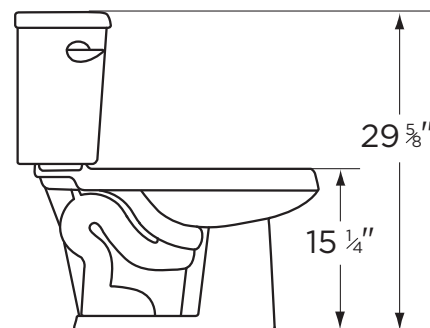
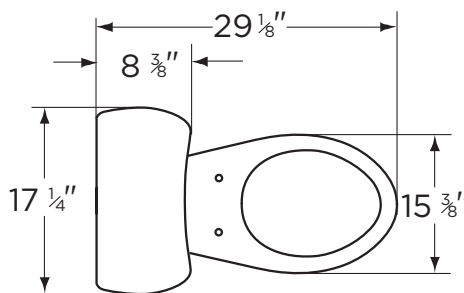
### Dimensions:

Height ..... 29 5/8"  
Width ..... 17 1/4"  
Depth ..... 29 1/8"  
Rough-in ..... 12"  
Water Surface from Rim ..... 5 1/4"  
Trapway ..... 2"  
Water Surface ..... 9 5/8" x 6 3/8"  
Water Seal ..... 2 1/4"  
Shipping Weight ..... 80 lbs



**Specifications:** Bowl—#HE-21-862 Elongated  
Seat not included

Tank—#HE-28-890



THIS FIXTURE QUALIFIES  
ACCORDING TO ASME TEST  
PROCEDURES AS A HIGH  
EFFICIENCY WATER CLOSET  
WITH AN AVERAGE CONSUMPTION  
OF 1.28 gpf (4.8 Lpf) OR LESS.

HIGH EFFICIENCY TOILET  
**HET**



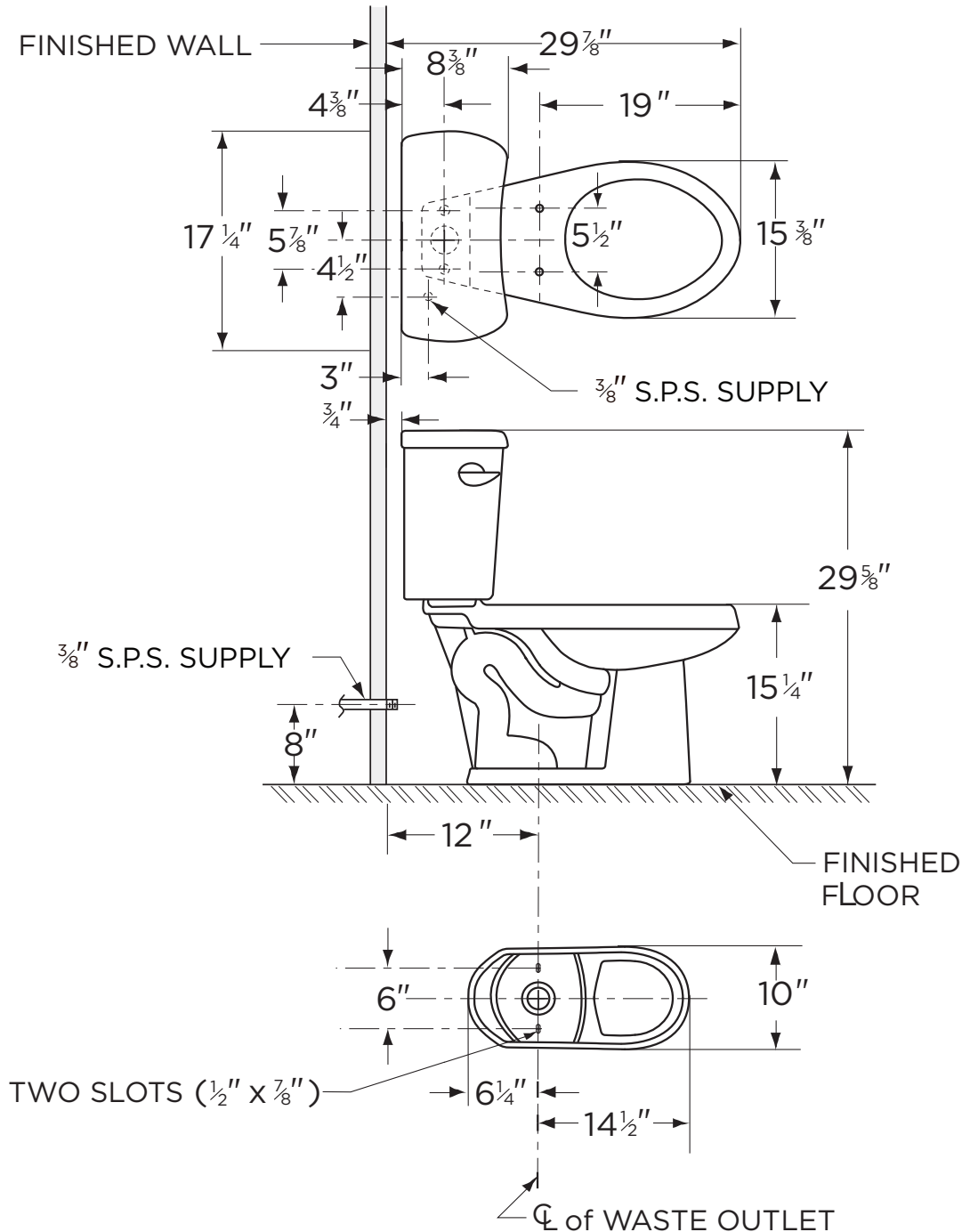
[www.gerberonline.com](http://www.gerberonline.com)

Job Name	
Date	
Model Specified	
Quantity	
Customer	
Contractor	
Architect/engineer	



# GERBER

1.28 gpf (4.8 Lpf) Avalanche™ Toilet  
HE-21-812  
Elongated, 12" Rough-in  
(Bowl HE-21-862 with Tank HE-28-890)



NOTES:  
All dimensions are in inches.  
Illustrations may not be drawn to scale.

**IMPORTANT:**  
Dimensions of fixtures are nominal and may vary within the range of tolerances established by ASME Standard A 112.19.2.

THIS FIXTURE QUALIFIES ACCORDING TO ASME TEST PROCEDURES AS A HIGH EFFICIENCY WATER CLOSET WITH AN AVERAGE CONSUMPTION OF 1.28 gpf (4.8 Lpf) OR LESS.