



VITREOUS CHINA

TOILET
21-418

LAVATORIES

TOILETS

BIDETS / URINALS

CAST IRON



MAXWELL® 17" High Elongated Toilet

12" Rough-in



Features:

- Low Consumption 1.6 gpf (6.0 Lpf)
- Elongated Bowl
- Slim Line Tank
- Glazed Trapway
- Reverse Trap
- Front Jet Flushing Action
- Front Tank Lever
- White, Bone, Biscuit
- 2 Bolt Caps
- ADA Compliant

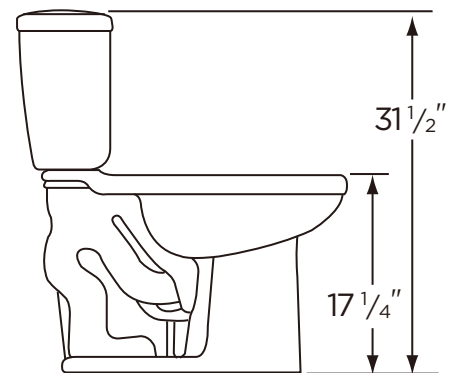
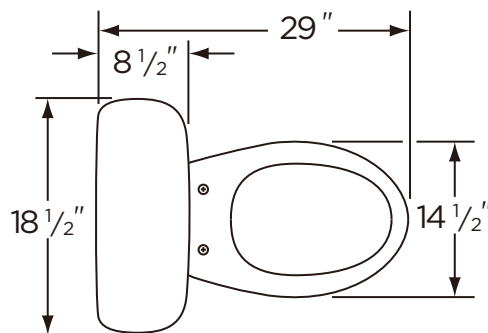
Dimensions:

Height31 1/2"
Width 18 1/2"
Depth29"
Rough-in12"
Water Surface from Rim ... 5 5/8"
Trapway (min)..... 1 3/4"
Water Surface10" x 8 1/2"
Water Seal 2 1/2"
Shipping Weight 90 lbs



Specifications: Bowl—#21-728 Elongated Bowl
Seat not included

Tank—#28-490



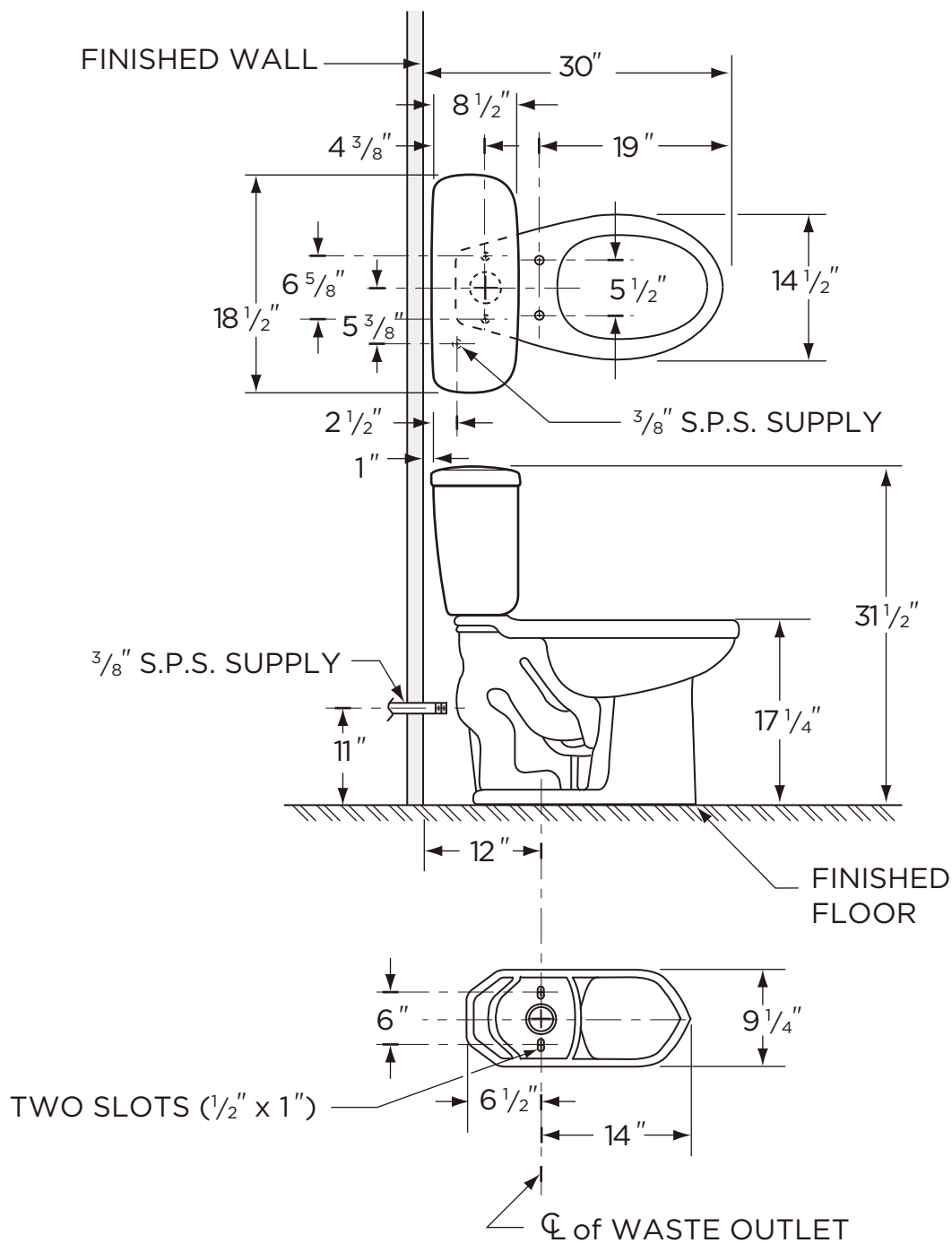
THIS FIXTURE QUALIFIES
ACCORDING TO ASME TEST
PROCEDURES AS A LOW
CONSUMPTION WATER CLOSET
WITH AN AVERAGE CONSUMPTION
OF 1.6 GAL. OR LESS.



www.gerberonline.com

Job Name	
Date	
Model Specified	
Quantity	
Customer	
Contractor	
Architect/engineer	

17" High Elongated, 12" Rough-in
(Bowl 21-728 with Tank 28-490)



NOTES:

All dimensions are in inches.

Illustrations may not be drawn to scale.

IMPORTANT:

Dimensions of fixtures are nominal and may vary within the range of tolerances established by ASME Standard A 112.19.2.

THIS FIXTURE QUALIFIES ACCORDING TO ASME
TEST PROCEDURES AS A LOW CONSUMPTION
WATER CLOSET WITH AN AVERAGE CONSUMPTION
OF 1.6 gpf (6 Lpf) OR LESS.