



VITREOUS CHINA

TOILET
SE-21-118

LAVATORIES

TOILETS

BIDETS / URINALS

CAST IRON



MAXWELL® SE
ErgoHeight™
17" High Elongated Toilet

12" Rough-in

Features:

- 1.6 gpf/6 Lpf two-piece toilet
- Elongated ErgoHeight™ bowl
- Dual-fed siphon jet
- 2" flush valve
- Glazed trapway
- Color matched front tank lever (white only)
- Optional insulated non-sweating tank
- Optional right-handed trip lever
- Available in White, Bone and Biscuit
- 2 bolt caps
- ADA Compliant

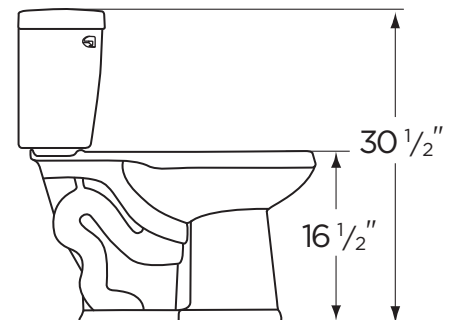
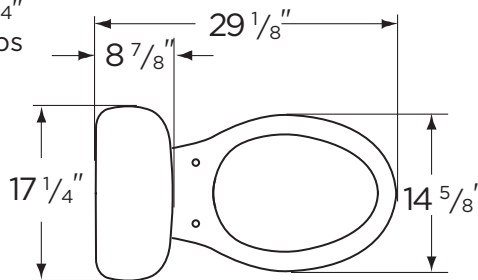


Dimensions:

Height 30 1/2"
Width 17 1/4"
Depth 29 1/8"
Rough-in 12"
Water Surface from Rim 6"
Trapway 1 3/4"
Water Surface 10 3/8" x 7 3/4"
Water Seal 2 1/4"
Shipping Weight 77.5 lbs

Specifications: Bowl—#21-128 Elongated Bowl
Seat not included

Tank—#28-170

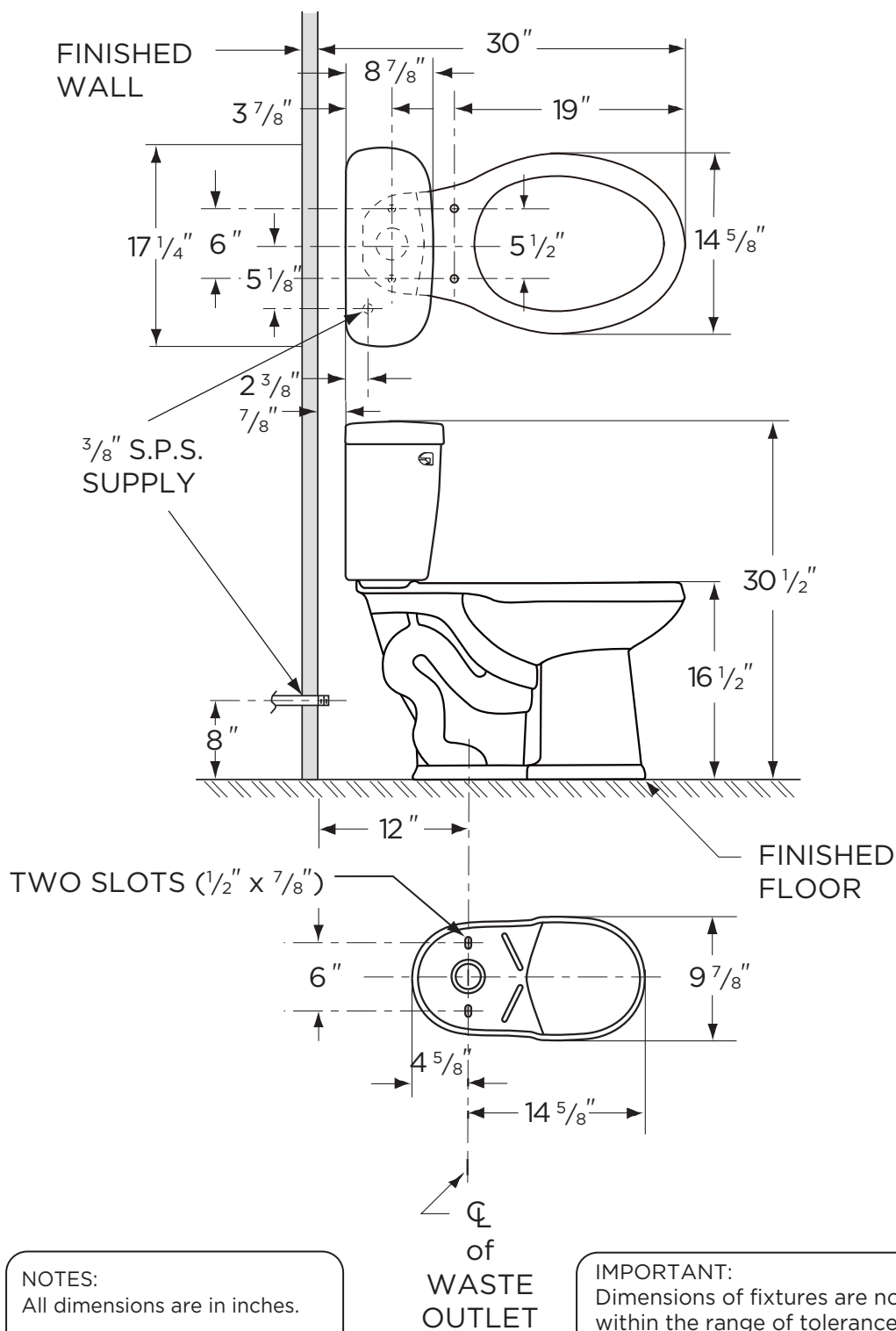


THIS FIXTURE QUALIFIES
ACCORDING TO ASME TEST
PROCEDURES AS A LOW
CONSUMPTION WATER CLOSET
WITH AN AVERAGE CONSUMPTION
OF 1.6 gpf (6Lpf) OR LESS.



www.gerberonline.com

Job Name	
Date	
Model Specified	
Quantity	
Customer	
Contractor	
Architect/engineer	



NOTES:

All dimensions are in inches.

Illustrations may not be drawn to scale.

IMPORTANT:

Dimensions of fixtures are nominal and may vary within the range of tolerances established by ASME Standard A 112.19.2.

THIS FIXTURE QUALIFIES ACCORDING TO ASME
TEST PROCEDURES AS A LOW CONSUMPTION
WATER CLOSET WITH AN AVERAGE CONSUMPTION
OF 1.6 gpf (6Lpf) OR LESS.