

# ELKAY® SPECIFICATIONS

## Gourmet® Double Bowl Sinks Models LR and LRQ Series Models LRAD and LRADQ – A.D.A. Compliant Series

### GENERAL

Highest quality sink formed of #18 (1.2mm) gauge, type 304 (18-8) nickel bearing stainless steel. Top mount.

### DESIGN FEATURES

LR Bowl Depths: 7-7/8" (200mm) (LR(Q)3321) or 7-5/8" (194mm) (all others).

LRAD Bowl Depths: 5-1/2" (140mm), 6" (152mm) or 6-1/2" (165mm).

Coved Corners: 1-3/4" (44mm) vertical and horizontal radius.

Bowl and Faucet Deck Recess: 3/16" (5mm) below outside edge of sink.

Finish: Exposed surfaces are hand blended to a lustrous highlighted satin finish.

Underside: Fully undercoated to dampen sound and reduce condensation. LR(Q)3321 is fully protected by heavy duty Sound Guard® undercoating.

### OTHER

LR Series Drain Openings: 3-1/2" (89mm) and centered in bowls as illustrated.

LRAD(Q)2918 Drain Openings: 3-1/2" (89mm) and centered in the bowls.

LRAD(Q)2922, LRAD(Q)3319, LRAD(Q)3321 and LRAD(Q)3722 Drain Openings: 3-1/2" (89mm) and located centered left-to-right and off-center front-to-back in each bowl as illustrated.

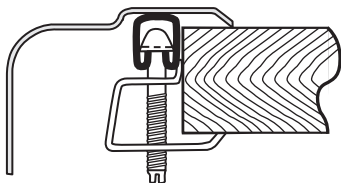
NOTE: Unless otherwise specified, sink is furnished with 4 faucet holes as shown.

These sinks comply with ASME A112.19.3.

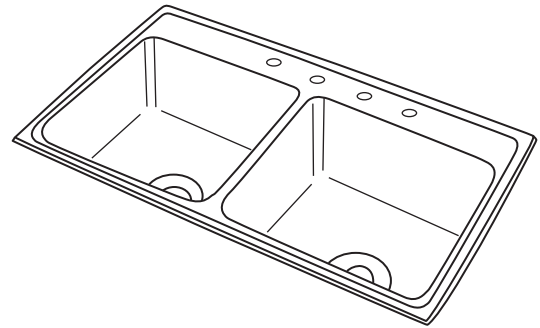
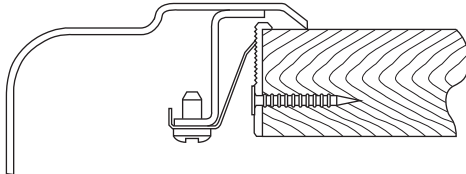


These sinks are listed by the International Association of Plumbing and Mechanical Officials as meeting the requirements of the Uniform Plumbing Code.

### U-Channel Type Mounting System

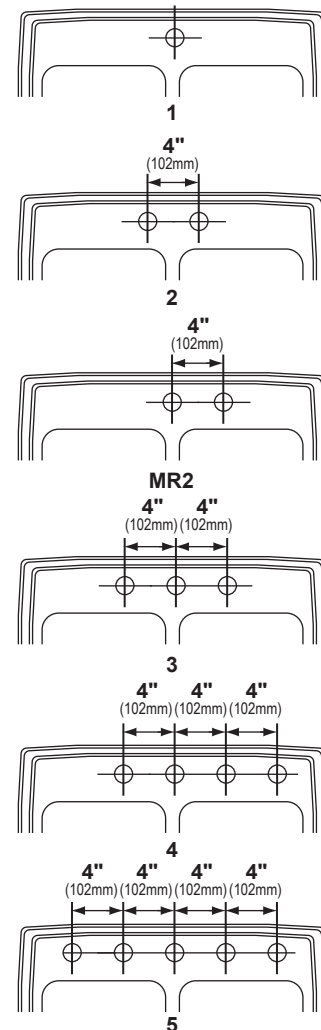


### Quick-Clip® Mounting System



Model LR(Q)33214

### HOLE DRILLING CONFIGURATIONS



SEE OTHER SIDE FOR PRODUCT DIMENSIONS.

THIS PRODUCT, AS CONSTRUCTED IS SUBJECT TO INTERPRETATION OF A.D.A. REQUIREMENTS.  
THE UNOBSTRUCTED KNEE SPACE REQUIRED TO SATISFY A.D.A. STANDARDS MAY NOT BE DESIRABLE.

In keeping with our policy of continuing product improvement, Elkay reserves the right to change product specifications without notice. Please visit [elkayusa.com](http://elkayusa.com) for most current version of Elkay product specification sheets.

This specification describes an Elkay product with design, quality and functional benefits to the user. When making a comparison of other producers' offerings, be certain these features are not overlooked.

**Gourmet® Double Bowl Sinks**  
**Models LR and LRQ Series**  
**Models LRAD and LRADQ – A.D.A. Compliant Series**

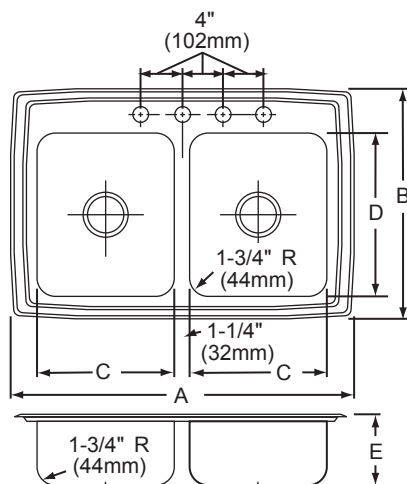
**ELKAY®**  
**SPECIFICATIONS**

**SINK DIMENSIONS\***

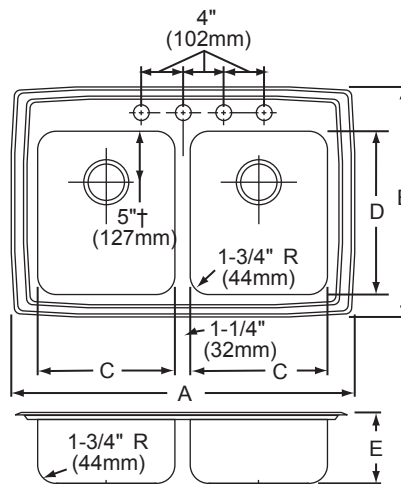
| U-Channel<br>Model Number | Quick-Clip®<br>Model Number | Overall        |                   | Inside Each Bowl  |               |                  | Cutout in<br>Countertop (1-1/2"<br>(38mm) Radius<br>Corners) |                   | No of 1-1/2"<br>(38mm) Faucet<br>Holes | 3 1/2" (89mm) Drain<br>Openings (see other side<br>for details) | Minimum<br>Cabinet<br>Size |
|---------------------------|-----------------------------|----------------|-------------------|-------------------|---------------|------------------|--|-------------------|--|---|----------------------------|
|                           |                             | L              | W                 | L                 | W             | D                |  |                   |  |   |                            |
|                           |                             | A              | B                 | C                 | D             | E                | L  | W                 |  |   |                            |
| LR(Q) Series              |                             |                |                   |                   |               |                  |  |                   |  |   |                            |
| LR2519                    | LRQ2519                     | 25<br>(635mm)  | 19-1/2<br>(495mm) | 10<br>(254mm)     | 14<br>(356mm) | 7-5/8<br>(194mm) | 24-3/8<br>(619mm)  | 18-7/8<br>(479mm) | 1,2,MR2,3,4, or 5                      | Centered  | 30<br>(762mm)              |
| LR2918                    | LRQ2918                     | 29<br>(737mm)  | 18<br>(457mm)     | 12<br>(305mm)     | 12<br>(305mm) | 7-5/8<br>(194mm) | 28-3/8<br>(721mm)  | 17-3/8<br>(441mm) | 1,2,MR2,3,4, or 5                      | Centered  | 33<br>(838mm)              |
| LR2922                    | LRQ2922                     | 29<br>(737mm)  | 22<br>(559mm)     | 11-1/2<br>(292mm) | 16<br>(406mm) | 7-5/8<br>(194mm) | 28-3/8<br>(721mm)  | 21-3/8<br>(543mm) | 1,2,MR2,3,4, or 5                      | Centered  | 33<br>(838mm)              |
| LR3319                    | LRQ3319                     | 33<br>(838mm)  | 19-1/2<br>(495mm) | 14<br>(356mm)     | 14<br>(356mm) | 7-5/8<br>(194mm) | 32-3/8<br>(822mm)  | 18-7/8<br>(479mm) | 1,2,MR2,3,4, or 5                      | Centered  | 36<br>(914mm)              |
| LR3321                    | LRQ3321                     | 33<br>(838mm)  | 21-1/4<br>(540mm) | 13-1/2<br>(343mm) | 16<br>(406mm) | 7-7/8<br>(200mm) | 32-3/8<br>(822mm)  | 20-5/8<br>(524mm) | 1,2,MR2,3,4, or 5                      | Centered  | 36<br>(914mm)              |
| LR3722                    | LRQ3722                     | 37<br>(940mm)  | 22<br>(559mm)     | 16<br>(406mm)     | 16<br>(406mm) | 7-5/8<br>(194mm) | 36-3/8<br>(924mm)  | 21-3/8<br>(543mm) | 1,2,MR2,3,4, or 5                      | Centered  | 42<br>(1067mm)             |
| LR4322                    | LRQ4322                     | 43<br>(1092mm) | 22<br>(559mm)     | 19<br>(483mm)     | 16<br>(406mm) | 7-5/8<br>(194mm) | 42-3/8<br>(1076mm)   | 21-3/8<br>(543mm) | 1,2,MR2,3,4, or 5                      | Centered  | 48<br>(1219mm)             |
| LRAD(Q) Series            |                             |                |                   |                   |               |                  |  |                   |  |   |                            |
| LRAD2918                  | LRADQ2918                   | 29<br>(737mm)  | 18<br>(457mm)     | 12<br>(305mm)     | 12<br>(305mm) | **               | 28-3/8<br>(721mm)  | 17-3/8<br>(441mm) | 1,2,MR2,3,4, or 5                      | Centered  | 33<br>(838mm)              |
| LRAD922                   | LRADQ2922                   | 29<br>(737mm)  | 22<br>(559mm)     | 11-1/2<br>(292mm) | 16<br>(406mm) | **               | 28-3/8<br>(721mm)  | 21-3/8<br>(543mm) | 1,2,MR2,3,4, or 5                      | Off-Centered  | 33<br>(838mm)              |
| LRAD3319                  | LRADQ3319                   | 33<br>(838mm)  | 19-1/2<br>(495mm) | 14<br>(356mm)     | 14<br>(356mm) | **               | 32-3/8<br>(822mm)  | 18-7/8<br>(479mm) | 1,2,MR2,3,4, or 5                      | Off-Centered  | 36<br>(914mm)              |
| LRAD3321                  | LRADQ3321                   | 33<br>(838mm)  | 21-1/4<br>(540mm) | 13-1/2<br>(343mm) | 16<br>(406mm) | **               | 32-3/8<br>(822mm)  | 20-5/8<br>(524mm) | 1,2,MR2,3,4, or 5                      | Off-Centered  | 36<br>(914mm)              |
| LRAD3722                  | LRADQ3722                   | 37<br>(940mm)  | 22<br>(559mm)     | 16<br>(406mm)     | 16<br>(406mm) | **               | 36-3/8<br>(924mm)  | 21-3/8<br>(543mm) | 1,2,MR2,3,4, or 5                      | Off-Centered  | 42<br>(1067mm)             |

\*Length is left to right. Width is front to back.

\*\*Available in 5-1/2" (140mm), 6" (152mm) and 6-1/2" (165mm) depths. Please consult your sales representative for other depths or modifications.



Model LR(Q) Series Illustrated  
 Model LRAD(Q) Series Centered Drain



Model LRAD(Q) Series Off-Centered Drain  
 Model Only Illustrated  
 † 4-1/2" (114mm) LRAD(Q)2922