

Product Catalog

ADI



Honeywell

Honeywell

CONTENTS

Power Units	Page 3 - 4
Power Teams	Page 5 - 6
Hoses	Page 7
Powerbrushes	Page 7
Attachment Sets	Page 8
Accessories	Page 9 - 11
Installation Materials	Page 12-14
Inlet Valves	Page 12-13
Pipe, Fittings, & Installation Materials	Page 14-16
Display & Promotional Items	Page 17

ElectraValve® is a registered trademark of Canplas Ind. Ltd.

VacuSweep® is a registered trademark of Canplas Ind. Ltd.

RugRat® and **TurboCat Zoom®** are registered trademarks of HP Products.

WonderWand™ is a trademark of IdeaWorks.

Hose Hugger™ is a trademark of Bannon Enterprises, Inc.

VacPan™ is a trademark of Plastiflex.

SuperValve™ is a trademark of Hayden Industries.

PermaGlo™ is a trademark of Alutron Modules, Inc.

Wacky Vac™ is a trademark of IdeaWorks.

Plantation Blind™ is a trademark of IdeaWorks.

Call 1-800-233-6261 for your nearest ADI Location.

HONEYWELL POWER UNITS

All Honeywell power units feature steel construction for superior strength, along with a motor protection system. For increased durability, units are painted with hybrid powder coating. All Honeywell power units include a permanent self-cleaning filter, resulting in no filter to wash or replace. Honeywell power units carry a 5 year warranty. The range of models covers the entire scope of residential applications.

HONEYWELL MODEL H403 CENTRAL VACUUM



Part

Description

4B-H403

The H403 represents excellent performance for condos, townhouses and starter homes under 3000 square feet.

- Sealed Suction: 110" waterlift
- Air Flow: 120 CFM
- Air Power: 500 Air Watts
- Size: 11" diameter x 33" high
- HEPA Filtration System with H10 performance, no bags to buy, venting not required
- 4-gal. dirt receptacle with window
- Motor: 120 volts, 13.4 amps, 1-stage, Flow through motor.
- Shipping Weight: 27 lbs.* - UPS or Truck
- Dimensional Weight: 49 lbs. * - Expedited Shipments (NDA, 2DA, 3-Day Select, etc.)

HONEYWELL MODEL H503 CENTRAL VACUUM



Part

Description

4B-H503

The H503 provides ample power and capacity for average home applications.

- Sealed Suction: 135" waterlift
- Air Flow: 122 CFM
- Air Power: 540 Air Watts
- Size: 11" diameter x 40" high
- HEPA Filtration System with H10 performance, no bags to buy, venting not required
- Motor: 120 volts, 14.3 amps, 2-stage, dual ball bearings bypass, Air Watt series motor
- 4-gal. dirt receptacle with window
- Shipping Weight: 31 lbs.* - UPS or Truck
- Dimensional Weight: 56 lbs. * - Expedited Shipments (NDA, 2DA, 3-Day Select, etc.)

HONEYWELL MODEL H703 CENTRAL VACUUM



Part

Description

4B-H703

The H703 provides a powerful 2-stage motor to clean all homes including large floor plans!

- Sealed Suction: 138" waterlift
- Air Flow: 124 CFM
- Air Power: 590 Air Watts
- Size: 11" diameter x 40" high
- HEPA Filtration System with H10 performance, no bags to buy, venting not required
- Motor: 120 volts, 14.5 amps, 2 stage
- Sound Level: 65.9 dbA
- Shipping Weight: 36 lbs.* - UPS or Truck
- 4-gal. dirt receptacle with window
- Dimensional Weight: 56 lbs. * - Expedited Shipments (NDA, 2DA, 3-Day Select, etc.)

HONEYWELL MODEL H803 CENTRAL VACUUM



Part # Description

4B-H803A The H803 provides the most powerful 2-stage motor to clean every home including extra large floor plans!

- Sealed Suction: 135" waterlift
- Air Flow: 125 CFM
- Air Power: 630 Air Watts
- Size: 14" diameter x 40" high
- HEPA filtration system with H10 performance, no bags to buy, venting not required
- 7-gal. dirt receptacle with window
- Motor: 120 volts, 15.0 amps, 2-stage
- Sound Level: 64.8 dbA
- Shipping Weight: 41 lbs.* - UPS or Truck
- Dimensional Weight: 71 lbs. * - Expedited Shipments (NDA, 2DA, 3-Day Select, etc.)

HONEYWELL MODEL H603 CENTRAL VACUUM



Part # Description

4B-H603 The H603 features a replaceable paper filter bag, along with a secondary permanent filter. At 590 air watts this bagged unit is capable of cleaning homes up to 8,000 sq ft. and features:

- Sealed Suction: 138" waterlift
- Air Flow: 124 CFM
- Air Power: 590 Air Watts
- Sealed Suction: 138" waterlift
- Sound Level: 64.7 dbA,
- 2 layer, 6 gallon replaceable microfilter (paperbag)
- Motor: 120 volts, 14.5 amps, 2-stage dual ball bearing bypass. Air Watt series motor
- Permanent HEPA secondary filter
- Patented Quiet Pac sound insulation
- Mounting Bracket Included
- Shipping Weight 38 lbs. * - UPS or Truck
- Size: 14" Diameter X 31.5" Height
- Dimensional Weight: 62 lbs. * - Expedited Shipments (NDA, SDA, 3-Day Select, etc.)

HONEYWELL MODEL H902 CENTRAL VACUUM



Part # Description

4B-H902 Two 240-volt, 2-stage motors produce the kind of cleaning power needed for any floor plan including the largest homes. It's also an excellence choice for offices and light commercial applications. (Commercial applications carry a separate warranty.)

- Sealed Suction: 124" waterlift
- Air Flow: 211 CFM
- Air Power: 1000 Air Watts
- Utility Inlet provided on unit
- Filter: permanent, self-cleaning filter, no bags to buy, venting not required
- 7-gal. dirt receptacle with window
- Motor: two (2) 240 volts, 13.5 amps total, 2-stage dual ball bearing bypass. Air Watt series motor
- Size 14" diameter x 45" high
- Sound Level: 72.4 dbA
- Shipping Weight: 57 lbs.* - UPS or Truck
- Dimensional Weight: 77 lbs. * - Expedited Shipments (NDA, 2DA, 3-Day Select, etc)

HONEYWELL 30 FT. POWER TEAMS

Honeywell Electric Sets contain an electric hose, electric powerbrush with headlight, ergonomic handle and an attachment set. All Honeywell power teams carry a 2 year warranty.

H100 STARTER ELECTRIC SET WITH 8' CORD



Part # **Description**

4B-H100 **Starter Electric Set: 30 Ft. Builder Package with Standard Attachments. (050680 Hose and 045407 Powerbrush) Includes:**

A 1 1/4" 120 volt switch controlled electric hose with fixed handle, electric powerbrush, plastic wands, wall & bare floor brush, crevice tool, upholstery nozzle, a round dusting brush, a hose rack, and a snap-on 3-tool caddy. This hose with cord management, provides an on/off switch to operate the electric powerbrush. The Starter Powerbrush comes equipped with a headlight.

Shipping Weight: 19 lbs.* - UPS or Truck

Dimensional Weight: 25 lbs. * - Expedited Shipments (NDA,2DA,3-Day Select, etc)

H200 SELECT ELECTRIC SET WITH 8' CORD - CONVERTIBLE CUFF



Part # **Description**

4B-H200 **Select Electric Set: 30ft. Full Swivel Soft Touch Total Control Crushproof Hose with 8' Cord and Convertible Direct Connect Cuff (050831 Hose and 045415 Powerbrush) Includes:**

- 30', 360° full-swivel electric hose with convertible, direct connect cuff
- Overmolded ergonomic handle w/ three position on/off switch for the power head and power unit.
- Cog Belt motorized carpet nozzle w/electronic circuit breaker and LED Headlights
- Quick Release Neck
- Hose Storage Bracket
- Attachment Set includes; bare floor brush, crevice tool, dusting brush, and upholstery tool.
- 5-position telescopic wand with integrated cord management
- 2 year warranty
- Carton Size: 24"L x 14 1/2"W x 11.5"H
- Shipping Weight: 25lbs

H300 ELITE ELECTRIC SET WITH 8' CORD - CONVERTIBLE CUFF



Part # **Description**

4B-H300 **30 ft. Elite Electric Set; Full Swivel Soft Touch Total Control Crushproof Hose with 8' Cord, and Convertible Direct Connect Cuff (050831 Hose and 045415 Powerbrush) Includes:**

- 30', 360° full-swivel electric hose with convertible, direct connect cuff
- Gray quilted hose sock w/ zipper
- Overmolded ergonomic handle w/ three position on/off switch for the power head and power unit.
- Cog Belt motorized carpet nozzle w/electronic circuit breaker and LED Headlights
- Quick Release Neck
- Hose Storage Bracket
- Premium Tools set includes; crevice tool, 2 dusting brushes, upholstery brush, 14" floor brush and tool caddy. All tools have LED lights
- 5-position telescopic wand with integrated cord management
- 2 year warranty
- Carton Size: 24"L x 14 1/2"W x 11.5"H
- Shipping Weight: 25lbs

HONEYWELL 35 FT. POWER TEAMS

Similar to the H200 Select, but with a 35ft hose, the H250 Select Includes the convenience of a slightly longer hose for those hard to reach spaces.

H250 SELECT ELECTRIC SET WITH 8' CORD - CONVERTIBLE CUFF



Part #	Description
--------	-------------

4B-H250
35 ft. Select Electric Set: Full Swivel Soft Touch Total Control Crushproof Hose with convertible direct connect cuff (050832 hose and 045415 powerbrush) Includes:

- 30', 360° full-swivel electric hose with convertible, direct connect cuff
- Overmolded ergonomic handle w/ three position on/off switch for the power head and power unit.
- Cog Belt motorized carpet nozzle w/electronic circuit breaker and LED Headlights
- Quick Release Neck
- Hose Storage Bracket
- Attachment Set includes; bare floor brush, crevice tool, dusting brush, and upholstery tool.
- 5-position telescopic wand with integrated cord management
- 2 year warranty
- Carton Size: 24"L x 14 1/2"W x 11.5"H
- Shipping Weight: 25lbs

CRUSHPROOF HOSES

AIR HOSES



Part #	Description
--------	-------------

4B-050275

30 Ft. Standard Hose Full Swivel

4B-050276

35 Ft. Standard Hose Full Swivel

LOW VOLT HOSE



Part #	Description
--------	-------------

4B-050161

30 Ft. Low Volt Hose

STANDARD ELECTRIC HOSE



Part #	Description
--------	-------------

4B-050680

30 Ft. 120 Volt Switch Controlled, Electric Hose

DELUXE TOTAL CONTROL FULL SWIVEL ELECTRIC HOSE



Part #	Description
--------	-------------

4B-050686

30 Ft. Deluxe Total Control Full Swivel Hose (Convertible Cuff - Corded)

4B-050679

35 Ft. Deluxe Total Control Full Swivel Hose (Convertible Cuff - Corded)

1 3/8" SOFT TOUCH TOTAL CONTROL FULL SWIVEL ELECTRIC HOSES (Titanium) NON-LED HOSES



Part #	Description
--------	-------------

4B-050831

30 Ft. Select/Elite Full Swivel Hose (Square Neck) (Convertible Cuff - Corded)

4B-050832

35 Ft. Select/Elite Full Swivel Hose (Square Neck) (Convertible Cuff - Corded)

1 3/8" SOFT TOUCH TOTAL CONTROL FULL SWIVEL ELECTRIC HOSE (Silver) (Square-Neck)


4B-050814

30 ft. Soft Touch Total Control Full Swivel Electric Hose with Convertible Cuff

4B-050815

35 ft. Soft Touch Total Control Full Swivel Electric Hose with Convertible Cuff

ELECTROLUX QUIETCLEAN SYSTEMS

The QuietClean power team defies the sound barrier with up to five decibels less than other "quiet" models, for a quiet but complete cleaning experience. The Contemporary Callisto White steel power units are so reliable and durable they come with a 10-year limited warranty.

ELECTROLUX MODEL PU 3450 POWER UNIT



Part #	Description
--------	-------------

4E-PU3450 The PU3450 is a paper bag unit that provides ample power and capacity for cleaning homes up to 8,000 square feet.

- | | |
|--|---|
| <ul style="list-style-type: none"> • Sealed Suction: 140" Waterlift • Air Flow: 125 cfm • Motor: 120 volt, 14.5 amps, 2-stage by-pass • Air Power: 600 Air Watts | <ul style="list-style-type: none"> • Paper bag unit • Shipping Weight: 29 lbs • Dimensional Weight: 51 lbs • 10 year warranty |
|--|---|

ELECTROLUX MODEL PU 3650 POWER UNIT



Part #	Description
--------	-------------

4E-PU3650 With an LCD that allows the user to monitor system performance, this unit provides intelligent cleaning for homes up to 8,000 square feet.

- | | |
|--|--|
| <ul style="list-style-type: none"> • Sealed Suction: 140" Waterlift • Air Flow: 125 cfm • Motor: 120 volt, 14.5 amps, 2-stage by-pass • Air Power: 600 Air Watts | <ul style="list-style-type: none"> • 10 year warranty • Shipping Weight: 31.5 lbs • 4-gal. dirt receptacle with window • Dimensional Weight: 59 lbs • LCD to monitor system performance |
|--|--|

ELECTROLUX MODEL PU 3900 POWER UNIT



Part #	Description
--------	-------------

4E-PU3900 With 640 air watts of cleaning power and an intuitive LCD, this unit provides top of the line cleaning for homes under 12,000 square feet.

- | | |
|--|--|
| <ul style="list-style-type: none"> • Sealed Suction: 137" Waterlift • Air Flow: 126 cfm • Motor: 120 volt, 15.0 amps, 2-stage by-pass • Air Power: 640 Air Watts | <ul style="list-style-type: none"> • 10 year warranty • Shipping Weight: 41 lbs • 7-gal. dirt receptacle with window • Dimensional Weight: 74 lbs • LCD to monitor system performance |
|--|--|

ELECTROLUX MODEL CS 3000 POWER TEAM



Part #	Description
--------	-------------

4E-CS3000 QuietClean electric powerbrush and a lightweight 30' crushproof 1-3/8" diameter electric hose with a convertible cuff and quilted hose sock. (050705 hose & 045059 powerbrush) Also Includes:

- Hose handle that houses ergonomically designed tools for convenient access.
- Three-position height adjustment for different carpet lengths.
- Premier tools for all types of cleaning surfaces.
- Telescopic wand and quick release neck to easily change attachments.
- 180-degree swivel head to conveniently direct the powerhead.
- 14-inch wide deep cleaning powerbrush with dual edge cleaning.
- Light-Emitting Diode (LED) long-life headlight for dark corners and furniture.
- Carton size: 24"L x 14.5"W x 11.5"H
- Shipping Weight: 25 lbs
- 3 year Limited Warranty

POWERBRUSHES

ELECTRIC POWERBRUSHES



Part #	Description
4B-045407	CP150 Starter Powerbrush (with headlight)
4B-045408	Select Powerbrush (with round neck and headlight)
4B-045409	Elite Powerbrush (with round neck and halogen light bulb and cog belt)
4B-045415	Select/Elite Powerbrush (square neck)
4B-045059	Electrolux Quiet Clean Powerbrush (square neck)
4B-045060	AH100 @hand Powerbrush

AIR DRIVEN TURBINE BRUSH



Part #	Description
4B-045235	PowerWisk™
4B-045231	Rug Rat® Turbine Hand Brush
4B-045214	Air Driven Powerhead
4B-045239	Turbocat Zoom Turbine Brush
4B-045245	Electrolux Turbo Brush
4B-045246	Active Pickup Brush

ATTACHMENTS

HOSE SETS WITH STANDARD ATTACHMENTS



Part #	Description
4B-060009	Car Care Kit —includes: 30 ft. gray, heavy-duty crushproof swivel hose, plastic hose rack, crevice tool, dusting brush, upholstery nozzle, and slide-on brush tools. (All tools in black.) - 7 lbs.*
4B-060008	Budget Car Care Kit —includes: 30 ft. gray, 1 1/4" crushproof swivel hose, metal hose rack, crevice tool, dusting brush, and upholstery nozzle. (All tools in black.) - 7 lbs.*
4B-060818	Dust Driver™ — Includes 30 ft. rugged hose, adjustable height wand, 20" wide utility floor brush, hose hanger, and 4-piece attachment set.
4B-060051	30 Ft. Switch—controlled, low voltage, on/off hose with standard tools -13 lbs.*
4B-060300	Vac-U Store Standard Hose Kit — 12ft. air-only hose that telescopes out to 30 ft., with auto-retraction. Kit includes telescopic chrome wand and premium tools.
4B-060301	Vac-U Store Deluxe Hose Kit — 12ft. air-only hose that telescopes out to 30 ft., with auto-retraction. Kit includes Turbo Cat Zoom turbine, brush, telescopic chrome wand and premium tools.

STANDARD ATTACHMENT SET (BLACK)

Part #	Description
4B-061532	Standard Attachment Set - 5 lbs.
4B-155232	Standard Telescopic Wand (chrome)
4B-045122	Standard Rug Tool
4B-045134	Wall & Bare Floor Brush
4B-061201	Standard Bagged Attachment Set
4B-045031	14" Floor Brush (Square Neck)
4B-045512	Crevice Tool (Square Neck)
4B-045515	Upholstery Dust Brush (Square Neck)
4B-045513	Soft Bristle, Delicates Dusting Brush (Square Neck)
4B-045514	All-Purpose Dusting Brush (Square Neck)
4B-045497	4 Tool Caddy (Square Neck)
4B-045057	Air Only Adapter (Square to Round Neck)

DELUXE ATTACHMENTS - BLACK




Part #	Description
4B-045191	Dusting Brush
4B-045192	Crevice Tool
4B-045193	Upholstery Nozzle
4B-045194	Bare Floor Brush

ACCESSORIES**KICK SWEEP INLET VALVE KIT**



Part #	Description
4B-040905	White , Kit includes Kick Sweep, Pipe Link Hose, Hose Adapters, Trim Plate, Gear Clamps Hub Strap, and Installation DVD
4B-040906	Black , Kit includes Kick Sweep, Pipe Link Hose, Hose Adapters, Trim Plate, Gear Clamps Hub Strap, and Installation DVD
4B-040907	Bisque , Kit includes Kick Sweep, Pipe Link Hose, Hose Adapters, Trim Plate, Gear Clamps Hub Strap, and Installation DVD











VACPAN™ SWEEP INLET VALVES

	Part #	Description	Units Per Carton
	4B-016925001	VacPan™ (black)	12
	4B-016940001	VacPan™ (bisque)	12
	4B-016927001	VacPan™ (white)	12
	4B-030061001	VacPan™ Trim Plate (black)	50
	4B-030070001	VacPan™ Trim Plate (bisque)	50
	4B-030063001	VacPan™ Trim Plate (white)	50
	4B-040035010	VacPan™ Stub-in Kit	10


























VACUSWEEP™ INLET VALVES

	Part #	Description	Units Per Carton
	4B-016930001	VacuSweep (black)	10
	4B-016939001	VacuSweep (bisque)	10
	4B-016932001	VacuSweep (white)	10
	4B-030066001	VacuSweep Trimplate (black)	25
	4B-030069001	VacuSweep Trimplate (bisque)	25
	4B-030068001	VacuSweep Trimplate (white)	25



HOSE SOCKS

	Part #	Description
	4B-170301	30 ft. Knit Hose Sock (Gray)
	4B-170328	30 ft./35 ft. Ultra Stretch Hose Sock (Blue)
	4B-170329	30 ft./35 ft. Ultra Stretch Hose Sock (Gray)
	4B-170330	30 ft./35 ft. Ultra Stretch Hose Sock (Taupe)
	4B-170331	30 ft. Qltd. Zipper Hose Sock (Blue)
	4B-170332	30 ft. Qltd. Zipper Hose Sock (Taupe)
	4B-170333	30 ft. Qltd. Zipper Hose Sock (Green)
	4B-170334	35 ft. Qltd. Zipper Hose Sock (Blue)

ADDITIONAL ACCESSORIES




	Part #	Description
	030187 4B-030187	Standard Muffler (black)
	030178 4B-030178	Sound Off® Muffler (white) (for superior sound reduction)
	045011 4B-045011	Storage Container
	045012 4B-045012	Cloth Tool Caddy
	045021 4B-045021	Wacky Vac™ Attachment
	045039 4B-045039	Hose Rack, gray
	045108 4B-045108	Plastic Wands, 2 piece, black
	045110 4B-045110	Set of Straight Chrome Metal Wands
	155232 4B-155232	Telescopic Wand (chrome)
	045142 4B-045142	Crevice Tool, 36" (refrigerator coil cleaning tool)
	045143 4B-045143	WonderWand™ (refrigerator coil cleaning tool)
	045162 4B-045162	Mini-Blind Attachment
	045165 4B-045165	Ceiling Fan Brush
	045166 4B-045166	Lint Removal Attachment
	045169 4B-045169	Plantation Blind Attachment
	045221 4B-045221	Combination Rug and Floor Tool
	045468 4B-045468	14" Floor Tool w/horsehair bristles (black)
	045900 4B-045900	Pet Grooming Brush
	045901 4B-045901	Pet Grooming Curry Comb
	045902 4B-045902	Pet Grooming Pin Comb
	050655 4B-050655	Expandable Hose (Expands from 8' to 32')
	061405 4B-061405	Mini-Vac Attachment Set
	170350 4B-170350	Hose Hugger™
	110045 4B-110045	7/8 Gallon Plastic Dirt Receptacle Liners (25/Ctn.)
	095254 4B-095254	Decinder Ash/Dirt Separator

INLET KITS IN A BOX


Part #	Description	
4B-040351	3-Inlet Kit in a Box, Includes:	
	<ul style="list-style-type: none"> 80 ft. of PVC Pipe (4B-030290-010) 6 Nail Guards (4B-025010) Sealant Glue (4B-035010) 1 Installation Manual (4B-077136) 2 90° Sweep Tees (4B-030140) 6 45° Elbows (4B-030110) 3 Plaster Guards (4B-030016) 8 Clamps (4B-030172) 	<ul style="list-style-type: none"> 3 Inlet Mounting Plates (4B-030013) 100 ft. of LV 20 Gauge Wire (4B-350204) 6 Wire Nuts (4B-035024) 3 White Standard Inlet Valves (4B-350204) 10 90° Sweep Elbows (4B-030120) 3 90° Dual Elbows (4B-030020) 10 Stop Couplers (4B-030145) 3 Floor Mount Adaptors (4B-030030)
4B-040350	2-Inlet Kit in a Box	
	<ul style="list-style-type: none"> 55 ft. of PVC Pipe (4B-030292-016) 4 Nail Guards (4B-025010) Sealant Glue (4B-035010) 1 Installation Manual (4B-077136) 80 ft of LV 20 Gauge Wire 6 Wire Nuts (4B-350204) 2 Inlet Mounting Plates (4B-030013) 2 White Standard Inlet Valves (4B-015235) 	<ul style="list-style-type: none"> 7 90° Sweep Elbows (4B-030120) 1 90° Sweep Tees (4B-030140) 2 90° Dual Elbows (4B-030020) 4 45° Elbows (4B-030110) 7 Stop Couplers (4B-030145) 2 Plaster Guards (4B-030016) 2 Floor Mount Adaptors (4B-030030) 6 Clamps (4B-030172)

INSTALLATION KITS




Note: Inlet valves and pipe are not included in fittings kits.

Part #	Description	Carton Size
4B-040007	3-Inlet Fittings Kit	20"x6"x8"
	Includes: 80 ft. low-voltage wire; 3 - mounting brackets; 6 - nail guards (non-Halex); 3 - plaster guards; 1 - 1/4 pint solvent sealer; 6 - 45°elbows; 9 - 90° sweep elbows; 2 - 90° sweep tees; 6 - stop couplers; 3 - 90°dual elbows; 6 - hanger clamps; 6 - wire nuts; 3 - floor mounting adapter; installation manual.	
4B-040012	2-Inlet Fittings Kit	18"x6"x8"
	Includes: 60 ft. low-voltage wire; 2 - mounting brackets; 4-nail guards (non-Halex); 2-plaster guards; 1 - 1/4 pint solvent sealer; 4 - 45°elbows; 7 - 90° sweep elbows; 1 - 90° sweep tee; 5 - stop couplers; 2 - 90°dual elbows; 5 - hanger clamps; 2 - floor mounting adapters; 4 - wire nuts; installation manual.	
4B-040017	1-Inlet Fittings Kit	18"x6"x8"
	Includes: 20 ft. low-voltage wire; 1 - mounting bracket; 2 - nail guards (non-Halex); 1 - plaster guard; 2 - 45° elbows; 4 - 90° sweep elbows; 1 - 90° sweep tee; 2 - stop couplers; 1 - 90° dual elbow; 2 - hanger clamps; 2 - wire nuts; 1 - floor mounting adapter.	


PLASTIC INLET VALVES

Part #	Description	Units Per Carton
	4B-015616001 Bisque Inlet	24
	4B-015235001 White Inlet	24


DESIGNER SERIES VALVES - PLAIN

	Part #	Description	Units Per Carton
	4B-015237001	White Inlet, Square	24
	4B-015620001	Bisque Inlet, Square	24
	4B-015238001	White Inlet, Rectangle	24
	4B-015621001	Bisque Inlet, Rectangle	24
	4B-030018075	Universal Mounting Bracket, Plastic	75





METAL INLET VALVES WITH WIRES- PLAIN











	Part #	Description	Units Per Carton
	4B-015615001	Bisque Inlet Valve	20
	4B-015715001	White Inlet Valve	20

METAL FLUSH MOUNT INLET VALVES WITH WIRES




















	Part #	Description	Units Per Carton
	4B-015612	Bisque Inlet Valve	20
	4B-015712	White Inlet Valve	20






ELECTRIFIED INLET VALVES

	Part #	Description	Units Per Carton
	4B-040901001	Hardware Pkg., ElectraValve® 14 ga., 6'	16
	4B-040902001	Hardware Pkg., ElectraValve® 14 ga., 14'	16
	4B-040903001	Hardware Pkg., ElectraValve® 12 ga., 6'	16
	4B-040904001	Hardware Pkg., ElectraValve® 12 ga., 14'	16
Above are 45° recessed plug			
	4B-195129001	Bisque Faceplate only, ElectraValve®	32
	4B-195126001	White Faceplate only, ElectraValve®	32
	Above are recessed 45°		
	4B-195112	Repair kit for ElectraValve®	1
	4B-015169001	Bisque SuperValve™	10
	4B-015261001	White SuperValve™	10




PLASTIC FITTINGS			
	Part #	Description	Units Per Carton
030020005 	4B-030020005	90° Dual Elbow 5 packs	24
	4B-030020115	90° Dual Elbow "Bulk"	115
030120005 	4B-030120005	90° Sweep Elbow 5 packs	24
	4B-030120115	90° Sweep Elbow "Bulk"	115
030125005 	4B-030125005	90° Sweep with extension 5 packs	24
	4B-030125115	90° Sweep with extension "Bulk"	115
030110005 	4B-030110005	45° Elbow 5 packs	28
	4B-030110125	45° Elbow "Bulk"	125
030115005 	4B-030115005	45° Elbow with extension 5 packs	28
	4B-030115125	45° Elbow with extension "Bulk"	125
030130005 	4B-030130005	45° Single Y 5 packs	12
	4B-030130045	45° Single Y "Bulk"	45
030140005 	4B-030140005	90° Sweep Tee 5 packs	10
	4B-030140045	90° Sweep Tee "Bulk"	45
030145005 	4B-030145005	Stop Coupler 5 packs	42
	4B-030145200	Stop Coupler "Bulk"	200
030025 	4B-030025	Short Tee	1
	4B-030025100	Short Tee "Bulk"	100
 030172500	4B-030172005	Pipe Hanger Clamp 5 packs	41
	4B-030172500	Pipe Hanger Clamps "Bulk"	500

INSTALLATION HARDWARE & MATERIALS



	Part #	Description	Units Per Carton
	020011	4B-020011 Plastic Utility Valves w/Low Voltage, White	1
	025010100	4B-025010100 Nail Guard (old style) (Box of 100)	100
	025011500	4B-025011500 Nail Guard for pipe (Halex) (Box of 500)	500
	025025001	4B-025025001 Wall Mounting Brkt. & Adapter, steel (Box of 100)	100
	025030050	4B-025030050 Stud Mounting Brkt. & Adapter, steel (for use with new or existing construction) (50 pcs.)	50
	025041001	4B-025041001 Surface Mounting Box for Inlet	1
	025319	4B-025319 Fire Stop Ring	1
	030004001	4B-030004001 Temporary Cover Plate, Bisque	45
		4B-030003001 Temporary Cover Plate, White	45
	030007001	4B-030007001 Inlet Valve Trim Plate, Bisque (Box of 25)	25
		4B-030006001 Inlet Valve Trim Plate, White (Box of 25)	25
	030012	4B-030012 ElectraValve® Trim Plate, Bisque	1
		4B-030009 ElectraValve® Trim Plate, White	1
	030010001	4B-030010001 Inlet Valve Extension	1
	030013075	4B-030013075 Stud Mounting Bracket, plastic "Bulk"	75
	030015	4B-030015001 Plaster Guard for Metal Mtg. Bracket	25
		4B-030015250 Plaster Guard for Metal Mtg. Bracket "Bulk"	250
	030016	4B-030016050 Plaster Guard for Plastic Mtg. Bracket "Bulk"	50
	030017	4B-030017075 Plaster Guard for Power Valve "Bulk"	75
	030016-050	4B-030030050 Floor Mounting Adapter "Bulk"	50
	030055250	4B-030055250 Straight Flanged Adapter "Bulk"	250
	030155	4B-030155050 Pipe Cap "Bulk"	50
	030156	4B-030156 Exhaust Vent Caps	1

	Part #	Description	Units Per Carton
	030160	4B-030160 2" to 3" Take Off (or Dress-Up Collar for Pipe)	1
	030165	4B-030165 Pipe Adapter, 2" x 1 13/16"	1
	030171	4B-030171 Plastic Hanger Strap, 100 ft. roll	1
	035010001	4B-035010001 Solvent Sealer, 1/4 pint cans	24
	035015	4B-035015001 Solvent Sealer, 1/2 pint cans	24







2" PIPE

	Part #	Description	Units Per Carton
	4B-030290-010	8 ft. White PVC Pipe (80 ft. bundles only, wrapped)	10
	4B-030292-016	5 ft. White PVC Pipe (79 ft. boxed)	16 pcs.
	4B-030290-400	Prime Pak (8 ft. bundles x 40, skid loaded, unwrapped) 3.5' W x 4' H x 8' L	400 pcs.

FLEX TUBING

	Part #	Description	Units Per Carton
	4B-170148	2" x 50' Roll for VacPan	1
	4B-360169	2" Hose Clamps	1

INSTALLATION TOOLS



	Part #	Description	Units Per Carton
	065120	4B-065120 Marshalltown Vacuum Gauge	1
	065250	4B-065250 2 1/4" Wood Boring Bit w/4" Shank	1
	065310	4B-065310 Quick Release Pipe Cutter	1
	065315	4B-065315 Plastic Wheel for Reed Cutter	1
	065350	4B-065350 Steel Pipe Cutter (steel construction)	1
	065351	4B-065351 Replacement Cutter Blades for Steel Pipe Cutter (065350) Pipe Cutter	1

DISPLAY ITEMS


2" CLEAR FITTINGS

Part #	Description	Units per Carton
4B-031020	90° Dual Elbow	1
4B-031110	45° Elbow	1
4B-031115	45° Elbow w/extension	1
4B-031120	90° Sweep Elbow	1
4B-031130	45° Single "Y"	1
4B-031140	90° Sweep Tee	1
4B-031145	Coupling	1
4B-031290	2" O.D. Tubing (8 ft. piece)	1

DISPLAY ITEMS

	Part #	Description	Units per Carton
075331 	4B-075331	Square Tubing Display Stand	1
075336 	4B-075336	Vac Pan Display	1
	4B-07008H	Clean Home Display	1

BAGS

	Part #	Description
	4B-110056	6 Gallon Paper Bag (3/Pkg.)

