

SPECIFICATIONS

GENERAL SPECIFICATIONS

The backflow preventer shall be a Reduced Pressure Principle type and shall include a tightly closing resilient seated gate valve on each end of the body. The assembly shall be fitted with four (4) properly located resilient seated test cocks.

The backflow preventer assembly shall have two (2) independent and internally loaded check valves and a pressure differential relief valve located between the check valves. The backflow preventer shall be suitable for **supply pressure up to 175 psig and water temperatures from 33 to 140°F.**

The backflow preventer shall be designed to meet the requirements of the following standards: **ASSE 1013, UL and FM.**

CONBRACO SPECIFICATIONS

The Reduced Pressure Principle Assembly shall protect against backflow by either back-pressure or back-siphonage from a cross-connection between potable water system and substances that are non-health and health hazards.

It shall consist of two (2) mechanically independent, spring loaded, swing-type check valves and a hydraulically dependent differential relief valve set in an epoxy coated (FDA approved) ductile iron single body with inlet and outlet resilient wedge gate valves, and four (4) resilient seated test cocks.

The seat of each check valve and the seat of the relief valve shall be replaceable. The loading of each swing check assembly shall be accomplished by a stainless steel compression spring in a self-contained spring assembly. The cover shall serve to secure the check assembly and as an access for easy repair and maintenance without removing the assembly from the line.

The relief valve shall be repairable and shall be removable from the backflow assembly. The sensing passage shall be hard piped to prevent damage from vandalism or mishandling.

The backflow preventer shall be suitable for **supply pressure up to 175 psi and water temperatures from 33 to 140°F.**


The assembly shall be designed to meet the requirements of the following standards: **ASSE 1013, UL and FM.**

The manufacturing facility shall be **ISO 9001 REGISTERED.**

The backflow preventer shall be manufactured by **CONBRACO INDUSTRIES, INC.**, Matthews, North Carolina.

Reduced Pressure Principle Assembly

Sizes 6" - 8" - 10"



FEATURES

- Corrosion Resistant
- Replaceable EPDM Seat Discs
- Low Head Loss
- Economical
- Short Lay Length
- Light Weight
- Damage Resistant Sensing Passage
- Designed For Easy Maintenance
- Maximum Working Pressure 175 PSI
- Operating Temperature Range 33-140°F
- U.S. Patent #6,343,618

Contact local water authorities
for installation / service requirements.

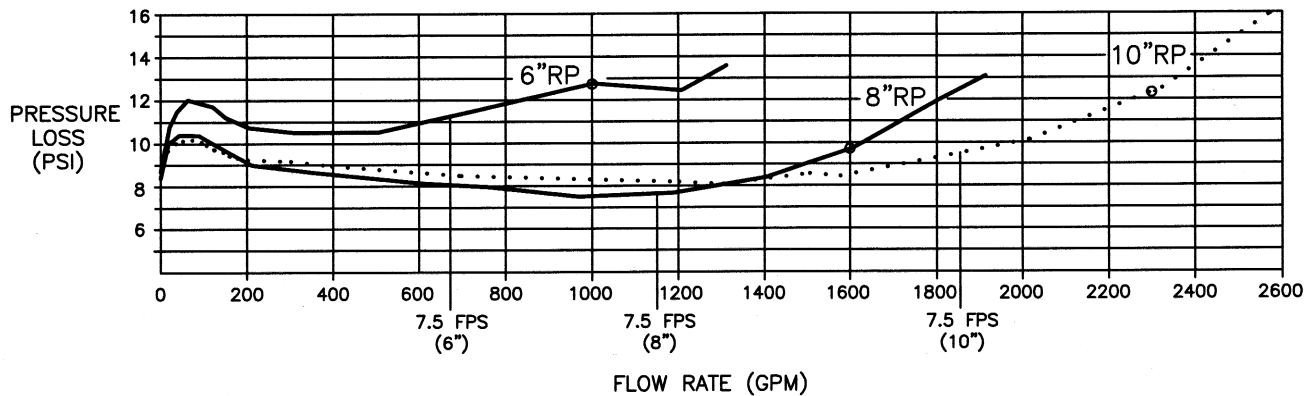


APPROVALS

Contact factory for approvals.

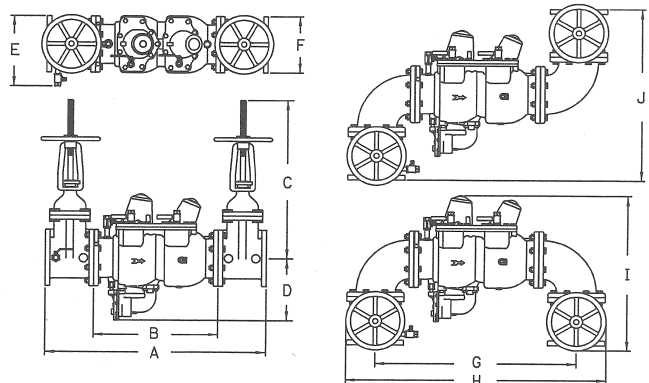
FLOW CURVES

(c) Rated Flow as determined by USC's FCCC&HR and ASSE design performance standards.



DIMENSIONS (in.) - WEIGHT (lbs.)

SIZE	6"	8"	10"
A	42 ³ / ₄	52 ³ / ₄	56 ¹ / ₈
B	21 ¹ / ₂	29 ¹ / ₂	29 ¹ / ₂
C (NRS)	17 ¹ / ₄	22 ¹ / ₂	26 ¹ / ₂
C (OS&Y) OPEN	29 ¹ / ₂	37 ³ / ₄	45 ¹ / ₄
D	10 ³ / ₄	15	15
E	16	16 ³ / ₄	19 ¹ / ₄
F	11	13 ¹ / ₂	16
G	37 ³ / ₄	47 ⁵ / ₈	51 ⁵ / ₈
H	50	61 ⁵ / ₈	68 ¹ / ₈
I	30 ³ / ₄	37	41 ¹ / ₈
J	38	41	49 ³ / ₈
Test Cocks	³ / ₄ "NPT	³ / ₄ "NPT	³ / ₄ "NPT
Net Wt. (Less Gate Valves)	186	558	585
Net Wt. (w/ NRS Valves)	482	1000	1267
Net Wt. (w/ NRS Valves & Elbows)	619	1229	1640
Net Wt. (w/ OS&Y Valves)	498	1042	1405
Net Wt. (w/ OS&Y Valves & Elbows)	635	1271	1779
Net Wt. (w/Epoxy-Coated Ball Valves)	309	1238	N/A
Net Wt. (w/Post Indicator)	502	1021	1342
Shipping Wt. (Less Gate Valves)	284	638	665
Shipping Wt. (w/NRS Valves)	590	1094	1400
Shipping Wt. (w/NRS Valves & Elbows)	727	1322	1773
Shipping Wt. (w/OS&Y Valves)	608	1184	1538
Shipping Wt. (w/OS&Y Valves & Elbows)	743	1412	1911
Shipping Wt. (w/Post Indicator)	612	1163	1475



*Note: Gate valve options 5, 7 & 8 not available on 10" size.

MATERIALS

Body and covers	FDA Approved epoxy coated ductile iron
Relief Valve body	Bronze
Springs	Stainless Steel
Seats	Bronze
C.V. Seat Discs	EPDM
R.V. Seat Discs	Silicone
Fasteners	Stainless Steel
Test cocks	Bronze

ORDERING NUMBERS

4S-2 X X-0 X X

0 - Standard
1 - w/Y-Strainer (shipped loose)

Sizes
C - 6"
E - 8"
G - 10"

U - U flow
Z - Z flow

Gate Valve Options

- 1 - Less Gate Valves
- 2 - w/NRS Gate Valves
- 3 - w/OS&Y Gate Valves
- 5 - w/Epoxy-Coated Ball Valves*
- 6 - w/Post Indicator
- 7 - w/Flanged Inlet x Grooved Outlet (OS&Y)*
- 8 - w/Grooved x Grooved (OS&Y)*

BACKFLOW PRODUCTS DIVISION