



BFSS402F

Project _____

SERIES 40-200

SPECIFICATIONS

GENERAL SPECIFICATIONS

The backflow preventer shall be a Reduced Pressure Principle and shall include a tightly closing, resilient-seated gate valve on each end of the body. The assembly shall be fitted with four (4) properly located resilient-seated test cocks.

The assembly shall have two (2) independent and internally loaded check valves and a pressure differential relief valve located between the check valves.

The backflow preventer shall be suitable for **supply pressure up to 175 psi and water temperatures from 33 to 140°F.**

The backflow preventer shall meet the requirements of the following standards: **USC's FCCC & HR Manual, Sec. 10, ASSE 1-13, AWWA C-511, IAPMO, CSA B64.6, UL and FM.**

CONBRACO SPECIFICATIONS

A Reduced Pressure Principle backflow preventer shall protect against backflow by either backpressure or backsiphonage from a cross-connection between potable water system and substances that are non-health and health hazards.

It shall consist of two (2) mechanically independent, spring loaded, poppet type check valves and a hydraulically dependent differential pressure relief valve set in an epoxy-coated (FDA Approved) ductile iron body. The assembly shall include four (4) quarter-turn, full-port, resilient-seated test cocks and two (2) resilient-wedge gate valves.

The seat of each check valve and the relief valve shall be replaceable. The loading of each check valve poppet assembly shall be accomplished by a stainless steel compression spring retained in position by a ductile iron cover bolted to the body.

The differential pressure relief valve shall be located between and below the check valves and the sensing passage shall be casted internally into the body. The relief valve shall be spring loaded to open and diaphragm actuated to remain in the closed position by means of a differential pressure.

All parts shall be made of corrosion resistant materials, and shall be **100% made in the USA.**

The backflow preventer shall be suitable for **supply pressure up to 175 psig and water temperatures from 33 to 140°F.**


The backflow preventer shall be listed or approved under the following standards: **USC's FCCC & HR Manual, Sec. 10, ASSE 1013, AWWA C-511, IAPMO, CSA B64.4, UL and FM.**

The manufacturing facility shall be **ISO 9001 REGISTERED.**

The backflow preventer shall be manufactured by **CONBRACO INDUSTRIES, INC.,** Matthews, North Carolina.

Reduced Pressure Principle

Sizes 6" – 8" – 10"



FEATURES

- Maximum Protection against Backpressure/Backsiphonage
- Removable Bronze Seats
- Replaceable Discs
- Internal Sensing Passage
- Designed For Easy Maintenance
- Low Head Loss
- Economical
- Corrosion Resistant
- Maximum working pressure 175 PSI
- Temperature range 33-140°F

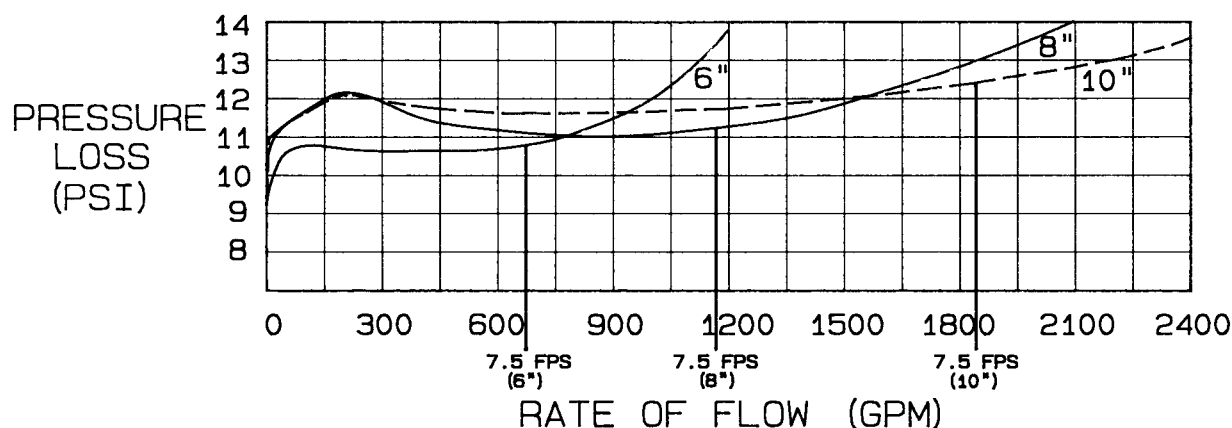
APPROVALS

The Series 40-200 is approved under the following standards: **USC's FCCC & HR Manual, Sec. 10, ASSE 1013, AWWA C-511, IAPMO, CSA B64.4, UL Classified and FM.**

UL, FM approved backflow preventers must include OS&Y gate valves.

BFSS402F
SPEC 20C-20G

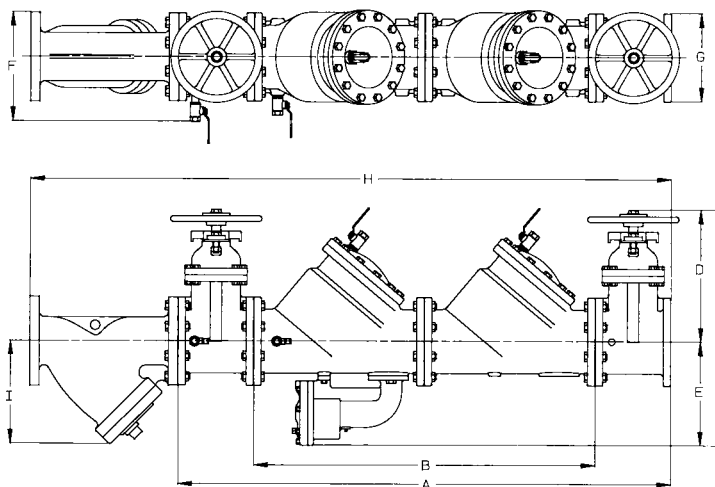
FLOW CURVES



DIMENSIONS (in.) – WEIGHTS (lbs.)

Body Size	6"	8"	10"
A	63	75	88-1/4
B	42	52	62-1/16
C NRS	30-1/2	38-1/2	44
C OS&Y (OPEN)	41-5/8	53-3/4	63-1/4
D NRS	19	22-1/2	26-1/2
D OS&Y (OPEN)	30-1/8	37-3/4	45-3/4
E	11-1/2	12-3/4	15-3/4
F	14-5/8	16-3/4	19-1/4
G	11	13-1/2	16
H	84-1/16	97-9/16	114-13/16
I	16-1/4	17	20-1/4
Test Cocks	3/4x3/4 NPT	3/4x3/4 NPT	3/4x3/4 NPT
Net Wgt. (Less Gate Valves)	430	715	1443
Net Wgt. (with NRS Valves)	736	1155	2148
Net Wgt. (with OS&Y Valves)	754	1210	2286
Shipping Wgt. (Less Gate Valves)	528	885	1613
Shipping Wgt. (with NRS Valves)	834	1325	2318
Shipping Wgt. (with OS&Y Valves)	852	1380	2456

NOTE: Weights do not include strainer.
Strainer shipped loose.



MATERIALS

- Body & Covers Epoxy Coated (FDA Approved) Ductile Iron
- Springs Stainless Steel
- Seats Bronze
- C.V. Disc EPDM
- R.V. Disc Silicone
- R.V. Diaphragm Buna N and Nylon
- R.V. Body Bronze – For 6" only
- R.V. Body Epoxy Coated (FDA Approved) Ductile iron – For 8" & 10" only
- Fasteners Stainless Steel

ORDERING NUMBER

40-2XX-0X

- | | | |
|------------------|---------|--------------------------|
| 0 - Standard | C - 6" | 1 - less gate valves |
| 1 - w/Y-strainer | E - 8" | 2 - w/NRS gate valves |
| | G - 10" | 4 - w/OS & Y gate valves |

BACKFLOW PRODUCTS DIVISION