



SPEC70C-70G

Project _____

SERIES 40-700

SPECIFICATIONS

GENERAL SPECIFICATIONS

The backflow preventer shall be a Reduced Pressure Detector Assembly and shall include resilient-seated gate valve on each end of the mainline body.

The unit shall also consist of a by-pass assembly with a water meter, an approved reduced pressure principle assembly with shut-off valve and test cocks.

The backflow preventer shall be suitable for **supply pressure up to 175 psig and water temperatures from 33 to 140°F.**

The backflow preventer shall meet the requirements of the following standards: **USC's FCCC & HR Manual, Sec. 10, ASSE 1047, FM and UL.**

CONBRACO SPECIFICATIONS

A Reduced Pressure Detector Assembly shall protect against backflow by either backpressure or back-siphonage to prevent cross-connection between potable water and substances that are non-health and health hazards. At the same time it shall detect leakage or unauthorized use of water downstream of the assembly.

The mainline unit shall consist of two (2) mechanically independent spring-loaded poppet type check valves and a hydraulically dependent differential pressure relief valve set in an epoxy-coated (FDA Approved) ductile iron body. It shall include a resilient-seated gate valve on each end of the body, and four (4) quarter-turn, full port test cocks.

The by-pass line shall consist of a water meter, an approved reduced pressure principle assembly with two (2) shut-off ball valves and four (4) test cocks.

All parts shall be made of corrosion resistant materials and shall be **100% made in the USA.**

The loading of each poppet assembly in the mainline and by-pass shall be accomplished by a stainless steel compression spring retained in position by a cover. The cover shall serve as an access for easy repair and maintenance without removing the assembly from the line.

The pressure differential relief valve of both the mainline and by-pass shall be located between and below the check valves and the sensing passage shall be casted internally into the body. Both relief valves shall be spring loaded to open and diaphragm actuated to remain in the closed position by means of a differential pressure.

The backflow preventer shall be suitable for supply pressure up to **175 psig and water temperatures from 33 to 140° F.**


The backflow preventer shall be listed or approved under the following standards: **USC's FCCC & HR Manual, Sec. 10, ASSE 1047, FM and UL.**

The manufacturing facility shall be **ISO 9001 REGISTERED.**

The backflow preventer shall be manufactured by **CONBRACO INDUSTRIES, INC.,** Matthews, North Carolina.

Reduced Pressure Detector Assembly

Sizes 6" - 8" - 10"



FEATURES

- Maximum protection against backpressure/backsiphonage
- Removable bronze seats
- Replaceable discs
- Internal sensing passage
- Corrosion resistant
- Easy in-line maintenance and testing
- Maximum working pressure 175 psig
- Operating temperature range 33-140°F

APPROVALS

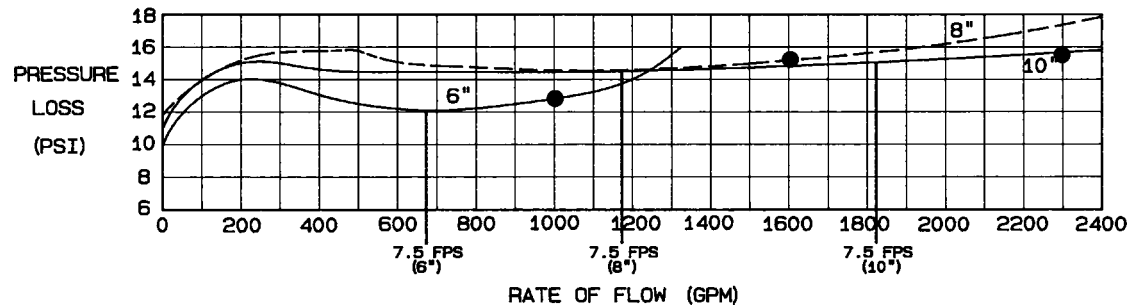
The Series 40-700 is approved under the following standards: **USC's FCCC & HR Manual, Sec. 10, ASSE 1047, FM and UL classified.**

UL and FM approved backflow preventers must include OS&Y gate valves.

BFSS407B
SPEC 70C-70G

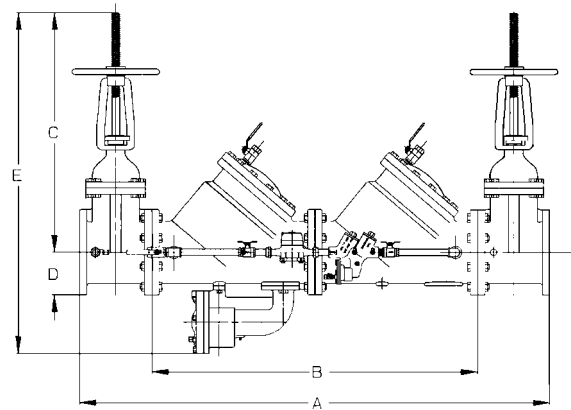
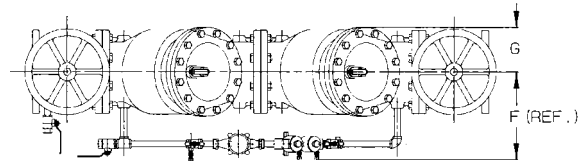
FLOW CURVES

(*) Rated flow as determined by USC's FCCC&HR and ASSE design performance standards.



DIMENSIONS (in.) – WEIGHTS (lbs.)

Size	6"	8"	10"
A	63	75	88-1/4
B	42	52	62-1/16
C OS&Y (OPEN)	30-1/8	37-3/4	45-3/4
D	5-1/2	6-3/4	8
E OS&Y (OPEN)	41-5/8	53-3/4	63-1/4
F	13-1/4	14-3/4	17-1/2
G	5-1/2	6-3/4	8
Test Cocks (line)	3/4" NPT	3/4" NPT	3/4" NPT
Test Cocks (by-pass)	1/4" NPT	1/4" NPT	1/4" NPT
Net Wgt. (Less Gate Valves)	452	738	1471
Net Wgt. (With OS&Y Valves)	776	1233	2314
Shipping Wgt. (Less Gate Valves)	550	908	1641
Shipping Wgt. (With OS&Y Valves)	912	1472	2569



MATERIALS

1. Body and covers
 - FDA Approved epoxy coated ductile iron (mainline)
 - Bronze (by-pass)
2. By-pass components
 - Bronze
3. Springs
 - Stainless Steel (both)
4. Seats
 - Bronze (mainline)
 - Glass-filled Noryl (by-pass)
5. Check valve discs
 - EPDM (mainline)
 - Silicone rubber (by-pass)
6. Relief valve discs
 - Silicone rubber (mainline)
 - EPDM (by-pass)
7. Diaphragm
 - Nitrile and nylon (both)
8. Mainline RV body
 - Bronze (6" only)
 - FDA Approved epoxy coated ductile iron (8" & 10")
9. Fasteners
 - Stainless Steel (both)

ORDERING NUMBERS

40-70X-XX

C-6"
E-8"
G-10"

1 - Less gate valves
3 - With OS&Y gate valves

C - With meter in cubic feet
E - With meter in gallons
G - Less water meter

BACKFLOW PRODUCTS DIVISION

Conbraco Industries, Inc. P.O. Box 247 Matthews, N.C. Customer Service - (704) 841-6000 FAX (704) 841-6020