



Features:

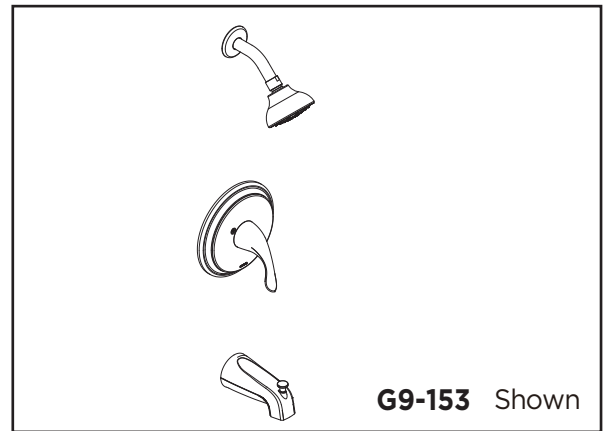
- Fit Gerber PLUSTM washerless valves GS-315 series and ceramic valves GH-301, GH-305
- Shower at 2.5 gpm @ 80 psi
- Single function showerhead 49-106
- Metal lever handle
- Chrome, brushed nickel or tumbled bronze finish available
- Back to back capability
- Diverter tub spout in thread/slip combination
- Fully ADA compliant
- Limited lifetime warranty

Standards & Certifications:

- ASME A112.18.1M
- CSA B125
- ICC/ANSI A117.1
- IAPMO/cUPC
- MASS Code

Catalog Numbers:

- G9-150** Single Handle & Flange Trim Kit, Chrome
G9-150-BN Single Handle & Flange Trim Kit, Brushed Nickel
G9-150-BR Single Handle & Flange Trim Kit, Tumbled Bronze
G9-152 Single Handle Shower Only Trim Kit, Chrome
G9-152-BN Single Handle Shower Only Trim Kit, Brushed Nickel
G9-152-BR Single Handle Shower Only Trim Kit, Tumbled Bronze
G9-152-LS Single Handle Shower Only Trim Kit, Less Shower Head, Chrome
G9-152-LS-BN Single Handle Shower Only Trim Kit, Less Shower Head, Brushed Nickel
G9-153 Single Handle Tub/Shower Trim Kit, Chrome
G9-153-BN Single Handle Tub/Shower Trim Kit, Brushed Nickel
G9-153-BR Single Handle Tub/Shower Trim Kit, Tumbled Bronze
G9-153-LS Single Handle Tub/Shower Trim Kit, Less Shower Head, Chrome
G9-153-LS-BN Single Handle Tub/Shower Trim Kit, Less Shower Head, Brushed Nickel



Prefixes Available:

None

Suffixes Available:

None

Job Name	
Date	
Model Specified	
Quantity	
Customer	
Contractor	
Architect/engineer	



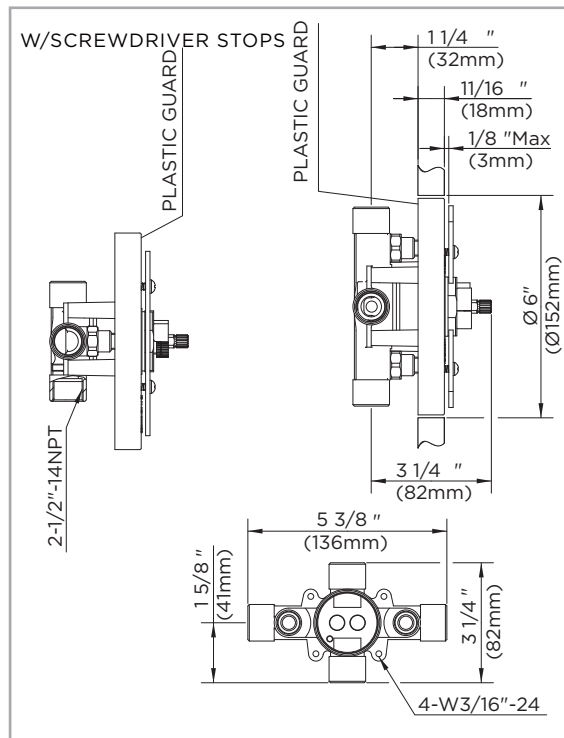
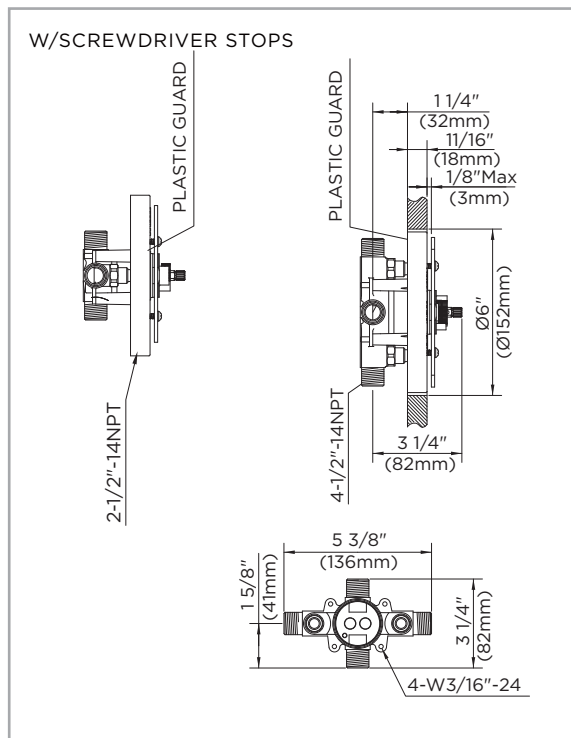
GERBER

Viper™

Tub/Shower Fitting

GERBER PLUS™ VALVES

Critical Dimensions : Rough-in valve GS-315 (PK) (w/stops) & GS-313-PK (w/stops)



Critical Dimensions : Rough-in valve GS-314-PK (w/stops) & GS-317-PK (w/stops)

