

STK-1 / STK-2

ST SYSTEM FOR COOLING AND
CLEANING SYNTHETIC TURF

Radius: **103' to 120'**

Flow: **74.5 to 92.0 GPM**

Inlet: **1½" NPT (ST90) or 1½" ACME (STG900)**

FEATURES

- Standard installed nozzle: #83
- Arc setting: 40° to 360°
- QuickCheck™ arc mechanism
- Through-the-top arc adjustment
- Water lubricated gear-drive
- Factory installed rubber logo cap
- Nozzle trajectory: 22.5°
- Warranty period: 5 year component part

OPERATING SPECIFICATIONS

- Radius: 103' to 120'
- Flow: 74.5 to 92.0 GPM
- Operating pressure range: 100 to 120 PSI
- Precipitation rate: 1.25 in/hr approximately

USER INSTALLED OPTIONS

- Rubber Cover Kit ST-90: P/N 234200
- Rubber Cover Kit STG-900: P/N 473900



ST-90*

Overall height: 11½"

Pop-up height: 3"

Diameter: 5½"

Inlet size: 1½" NPT

* not for use with the ST Vault



STG-900*

Overall height: 14"

Pop-up height: 3"

Diameter: 8"

Inlet size: 1½" ACME

* for use with the ST173026B Vault

ST ROTOR

| Model | Description |
|------------|---|
| ST-90-83 | 3" pop-up, jar top cap, adjustable arc, plastic riser, and NPT inlet threads |
| STG-900-83 | 3" pop-up, top service, adjustable arc, plastic riser, and ACME inlet threads |

KIT CONFIGURATIONS

STK-1 / STK-2

| Kit Description | STK-1 | STK-2 |
|---|---|---|
| For specification ease and to ensure the correct product is installed, the ST System is available in kit configurations below. | STG-900 Block System (remotely located valve) | STG-900 VAH System (valve adjacent to head) |
| ST Rotor: Synthetic Turf Rotor without rubber cover kit | STG-900 | STG-900 |
| ST Vault: Vault with 3-piece polymer-concrete cover | ST-173026-B | ST-173026-B |
| ST Swing Joint: "VA" 2" PVC swing joint with 7 pivot points | ST-2008-VA | ST-2008-VA |
| ST Valve and Fitting Kit* | — | ST-VBVF-K |
| ST Adapter Elbow Fitting** | 239800 | 239800 |
| ST Rotor Adapter Fitting: Rotor Adapter Fitting: Connects 239800 adapter elbow fitting to STG-900 rotor's ACME inlet (STK-1) | 239300 | — |
| Rubber Cover Kit: STG-900 Rubber Cover Kit | 473900 | 473900 |
| Quick-Coupler Valve: 1" inlet with 1¼" outlet for key | HQ-5RC | HQ-5RC |

Notes:

*ST Adapter Elbow Fitting connects ST-2008-VA swing joint to rotor adapter fitting (STK-1) also connects ST-VBVF-K to STG-900 rotor (STK-2)

**ST Rotor Adapter Fitting connects 239800 adapter elbow fitting to STG-900 rotor's ACME inlet (STK-1)

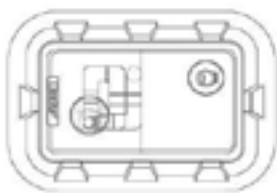
ST-90 / STG-900 NOZZLE PERFORMANCE DATA

| Nozzle | Pressure PSI | Radius ft. | Flow GPM | Precip in/hr ■ ▲ | |
|-----------------------|-----------------|---------------|-------------|---------------------|------|
| 73 ● Orange | 100 | 103 | 74.5 | 1.35 | 1.56 |
| | 110 | 109 | 77.0 | 1.25 | 1.44 |
| | 120 | 115 | 79.6 | 1.16 | 1.34 |
| 83 ● Tan | 100 | 112 | 84.2 | 1.29 | 1.49 |
| | 110 | 116 | 88.1 | 1.26 | 1.46 |
| | 120 | 120 | 92.0 | 1.23 | 1.42 |

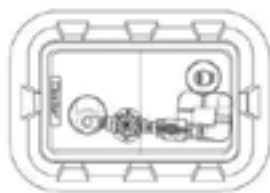
Notes:

All precipitation rates calculated for 180° operation.
For precipitation rate of a 360° sprinkler, divide by 2.

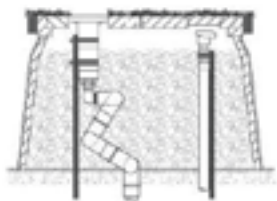
Requires minimum 100 PSI dynamic pressure supplied to swing joint inlet.

INSTALLATION DETAILS**STK-1****STK-2**

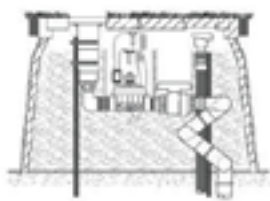
ON FIELD SIDE



ON FIELD SIDE



VIEW FROM ON FIELD SIDE



VIEW FROM ON FIELD SIDE

ST Rotor**ST SWING JOINTS**

Multi-axis 315 PSI rated vertical alignment PVC swing joints with seven O-Ring sealed pivot points allow the rotor to be perfectly placed within the ST Vault's cover set opening.

ST2008VA - 2" for ST-90, STG-900

Inlet: 2" Female Slip
Outlet: 1½" Female ACME

**ST VALVE SETS**

Heavy-duty control valves configured to complement the ST Rotors and ST Vaults.

STVBVFK - for STG-900 in STK-2 Kit

Valve: 1½" NPT ICV
Ball Valve: 315 PSI rated
Inlet: 1½" ACME
Outlet: 1½" ACME
Low Pressure Loss Design: 9.8 PSI at 100 GPM
Includes: 1½" connection fittings

**ST VAULTS**

Heavy-duty tapered fiberglass and polymer-concrete construction with pre-cast holes for rotor and quick-coupler valve.

ST173026B - for STG-900 includes 2" thick 3-piece PC cover set

Main Cover: 17" x 30"
Overall Height: 26"
Body Weight: 104 lbs.
Total Weight: 161 lbs.
Base Pad: 27" x 41"
Quick Access Port: 1



① Quick-Coupler

All ST Vaults include convenient quick access ports. Quick-couplers provide a convenient source of water for washing down spills and water-soluble paint. Integrated in-vault design eliminates the need for additional quick-coupler enclosures.