

RICHWELL DC

RICHWELL BF

SIZE

3/4", 1", 1 1/4", 1 1/2", 2"

DESCRIPTION

This unit was produced from approximately 1975-1978. This was the first version of the Model 550 and 575. Model DC is the same as Wilkins 550. Model BF is the same as Wilkins 575. The unit was originally sold under the Richwell name then it was sold to the Neptune Co. who later sold it to Wilkins.

BASIC REPAIR KIT

See Wilkins for specifications and parts.



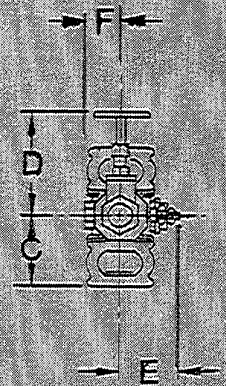
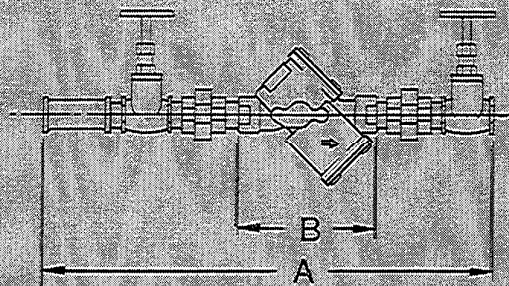
SPECIFICATIONS

| | |
|---------------------------|--------------------------|
| Size | 3/4" & 1" |
| End Detail | Screwed 150 ASA |
| Material | Bronze & Stainless Steel |
| Max. Working Pressure | 150 psi |
| Hydrostatic Test Pressure | 300 psi |
| Temperature Range | 33° F - 110° F |
| Fluid | Water |

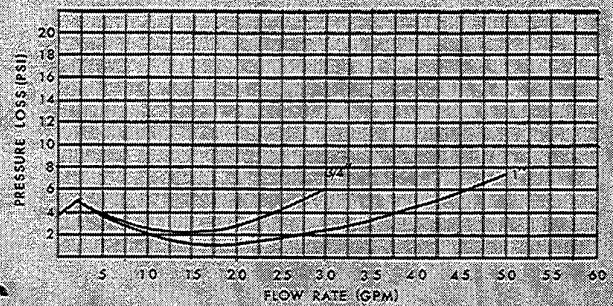
MODEL DC 3/4" - 1"

DIMENSIONS

| Size | 3/4" | 1" |
|------------|--------|--------|
| End Detail | Scr. | Scr. |
| A | 20 3/4 | 21 1/4 |
| B | 7 3/4 | 6 5/8 |
| C | 3 1/2 | 3 1/2 |
| D | 4 | 4 3/4 |
| E | 3 1/4 | 3 1/2 |
| F | 1 7/8 | 1 7/8 |



FLOW CHART



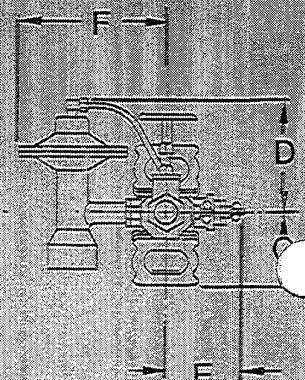
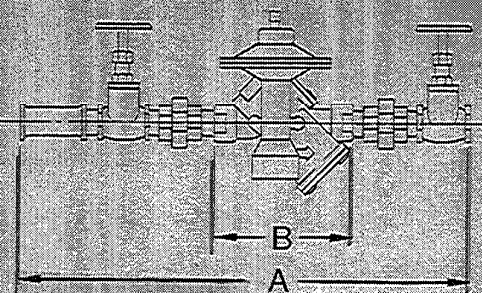
SPECIFICATIONS

| | |
|---------------------------|--------------------------|
| Size | 3/4" & 1" |
| End Detail | Screwed 150 ASA |
| Material | Bronze & Stainless Steel |
| Max. Working Pressure | 150 psi |
| Hydrostatic Test Pressure | 300 psi |
| Temperature Range | 33° F - 110° F |
| Fluid | Water |

MODEL BF 3/4" - 1"

DIMENSIONS

| Size | 3/4" | 1" |
|------------|--------|--------|
| End Detail | Scr. | Scr. |
| A | 20 3/4 | 21 1/4 |
| B | 7 3/4 | 6 5/8 |
| C | 3 1/2 | 3 1/2 |
| D | 5 | 5 |
| E | 3 1/4 | 3 1/2 |
| F | 7 | 7 |



FLOW CHART

